

Please write clearly in block capitals.

Centre number

--	--	--	--	--

Candidate number

--	--	--	--

Surname

Forename(s)

Candidate signature

GCSE BIOLOGY

H

Higher Tier Paper 2H

Friday 7 June 2019

Afternoon

Time allowed: 1 hour 45 minutes

Materials

For this paper you must have:

- a ruler
- a scientific calculator.

Instructions

- Use black ink or black ball-point pen.
- Fill in the boxes at the top of this page.
- Answer **all** questions in the spaces provided.
- Do all rough work in this book. Cross through any work you do not want to be marked.
- In all calculations, show clearly how you work out your answer.

Information

- The maximum mark for this paper is 100.
- The marks for questions are shown in brackets.
- You are expected to use a calculator where appropriate.
- You are reminded of the need for good English and clear presentation in your answers.

For Examiner's Use

Question	Mark
1	
2	
3	
4	
5	
6	
7	
8	
TOTAL	



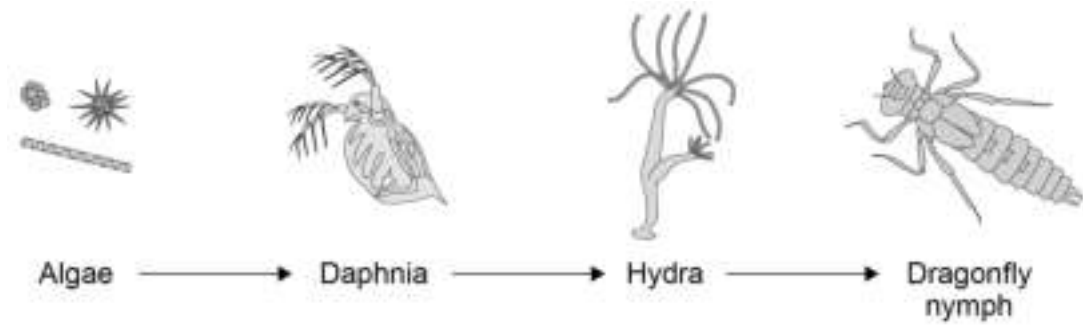
Answer **all** questions in the spaces provided.

Do not write
outside the
box

0 1

Figure 1 shows a food chain in a pond.

Figure 1



0 1 . 1

Which term describes the Daphnia in this food chain?

[1 mark]

Tick (✓) **one** box.

Apex predator

Primary consumer

Producer

Secondary consumer



0 1 . 2 Draw a pyramid of biomass for the food chain.

Label each trophic level.

[2 marks]

0 1 . 3 Give **one** reason why the total biomass of the Daphnia in the pond is different from the total biomass of the algae.

[1 mark]

Question 1 continues on the next page

Turn over ►



Students investigated the size of the population of Daphnia in the pond.

This is the method used.

1. Collect 1 dm³ of pond water from near the edge of the pond.
2. Pour the water through a fine net.
3. Count the number of Daphnia caught in the net.
4. Repeat steps 1–3 four more times.

Table 1 shows the results.

Table 1

Sample number	Number of Daphnia in 1 dm ³ water
1	5
2	21
3	0
4	16
5	28

0 1 . 4 Calculate the mean number of Daphnia in 1 m³ of pond water.

$$1 \text{ m}^3 = 1000 \text{ dm}^3$$

[2 marks]

Mean number of Daphnia in 1 m³ of pond water = _____



0 1 . 5 The pond was a rectangular shape, measuring:

- length = 2.5 metres
- width = 1.5 metres
- depth = 0.5 metres.

Calculate the estimated number of Daphnia in the pond.

Use your answer from Question **01.4**.

Give your answer in standard form.

[4 marks]

Number of Daphnia in the pond = _____

Question 1 continues on the next page

Turn over ►

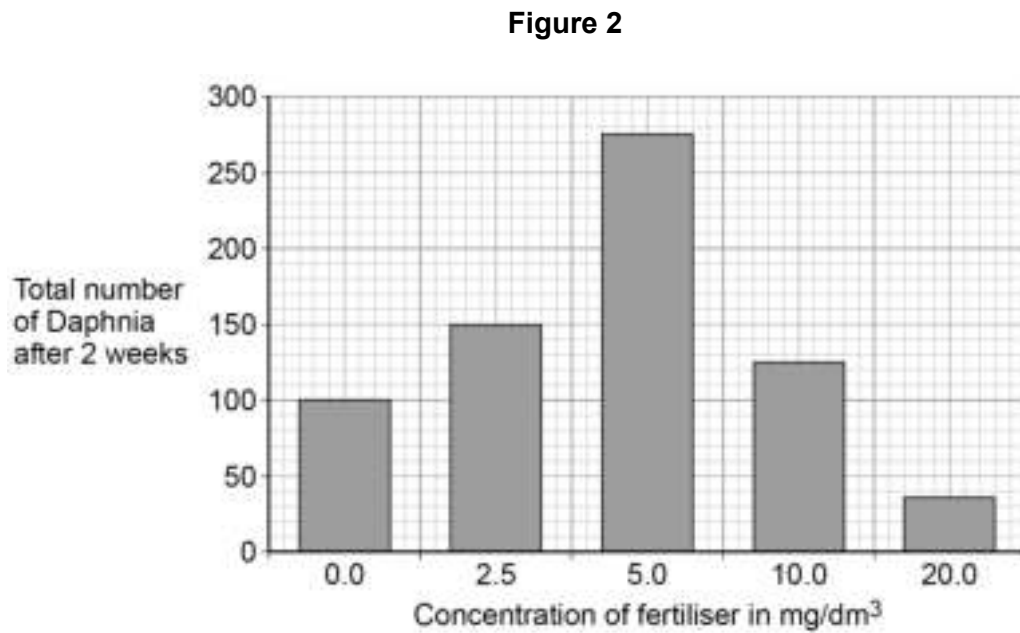


Rainfall can cause fertiliser to be washed from farmland into a pond.

The students investigated the effect of fertiliser on the population of Daphnia in water from the pond.

- The students put 20 Daphnia in each of five different concentrations of fertiliser.
- The students counted the total number of Daphnia in each concentration of fertiliser after 2 weeks.

Figure 2 shows the results.



0 1 . 6

A concentration of 5.0 mg/dm³ of fertiliser caused a large increase in the population of Daphnia.

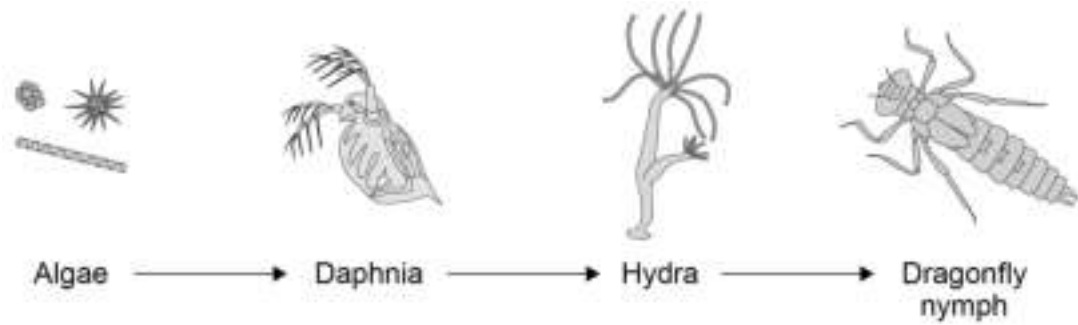
Explain why.

[2 marks]



0 1 . 7 Figure 1 is repeated below.

Figure 1



The population of **Hydra** will decrease when 20 mg/dm^3 of fertiliser is added to the pond.

Explain why.

[2 marks]

14

Turn over for the next question

Turn over ►



0 2

Genetic material is made of DNA.

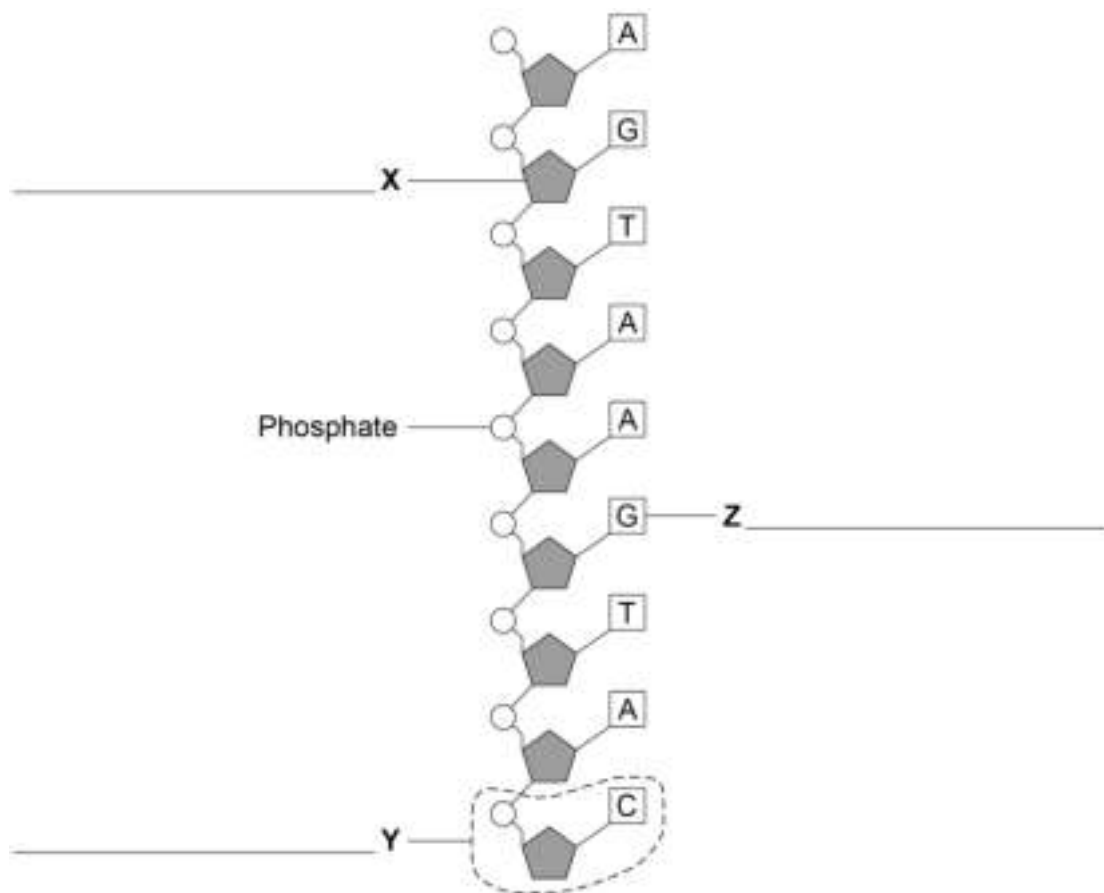
0 2 . 1

Which structures in the nucleus of a human cell contain DNA?

[1 mark]

Figure 3 shows part of one strand of a DNA molecule.

Figure 3



0 2 . 2

Label parts X, Y and Z on Figure 3.

[3 marks]

Choose answers from the box.

Base

Fatty acid

Nucleotide

Sugar

Glycerol



0 2 . 3 A complete DNA molecule is made of two strands twisted around each other.

What scientific term describes this structure?

[1 mark]

0 2 . 4 DNA codes for the production of proteins.

A protein molecule is a long chain of amino acids.

How many amino acids could be coded for by the piece of DNA shown in **Figure 3**?

[1 mark]

Tick (✓) **one** box.

2 3 9 18

0 2 . 5 Scientists have now studied the whole human genome.

Give **two** benefits of understanding the human genome.

[2 marks]

1 _____

2 _____

8

Turn over for the next question

Turn over ►



0 3

Phototropism is a growth response by part of a plant to light.

0 3 . 1

Name **one** other tropism.

Give the stimulus the plant responds to in the tropism you have named.

[2 marks]

Tropism _____

Stimulus _____

0 3 . 2

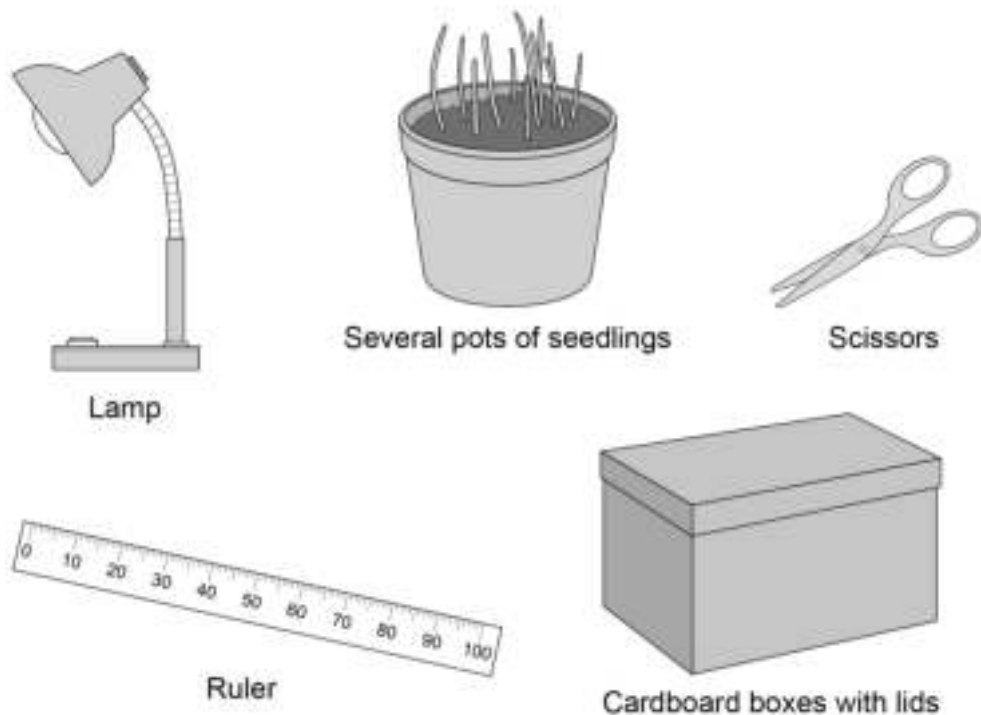
Plan an investigation to show the effect of light from one direction on the growth of plant seedlings.

Include details of any controls needed.

You may use some of the equipment shown in **Figure 4** and any other laboratory apparatus.

[6 marks]

Figure 4



Do not write
outside the
box

0 3 . 3

Explain how phototropism in a plant shoot helps the plant to survive.

[3 marks]

11

Turn over ►

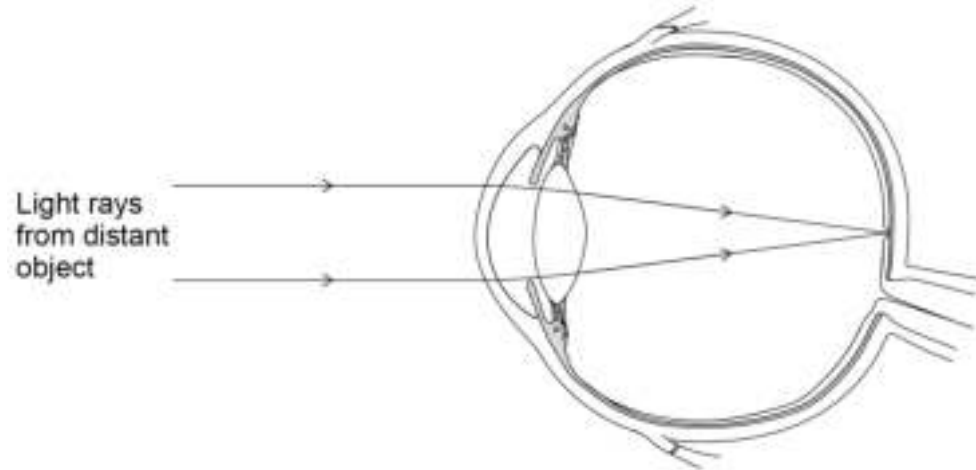


0 4

The human eye can focus on objects at different distances.

Figure 5 shows how a clear image of a **distant** object is formed in a person's eye.

Figure 5



0 4 . 1

Explain how the person's eye could adjust to form a clear image of a **nearer** object.

[6 marks]



Do not write
outside the
box

0 4 . 2

Explain why a long-sighted person has difficulty seeing near objects clearly.

[2 marks]

0 4 . 3

Long-sightedness can be corrected by wearing spectacles.

Describe how spectacle lenses can correct long-sightedness.

[3 marks]

11

Turn over ►



0 5

Table 2 gives the classification of four plant species.

Table 2

Group	Species 1	Species 2	Species 3	Species 4
Kingdom	<i>Plantae</i>	<i>Plantae</i>	<i>Plantae</i>	<i>Plantae</i>
Phylum	<i>Spermatophyta</i>	<i>Spermatophyta</i>	<i>Spermatophyta</i>	<i>Spermatophyta</i>
Class	<i>Monocotyledonae</i>	<i>Dicotyledonae</i>	<i>Monocotyledonae</i>	<i>Dicotyledonae</i>
Order	<i>Poales</i>	<i>Fabales</i>	<i>Poales</i>	<i>Scrophulariales</i>
Family	<i>Cyperaceae</i>	<i>Fabaceae</i>	<i>Poaceae</i>	<i>Scrophulariaceae</i>
Genus	<i>Eriophorum</i>	<i>Pisum</i>	<i>Poa</i>	<i>Antirrhinum</i>
Species	<i>angustifolium</i>	<i>sativum</i>	<i>annua</i>	<i>majus</i>

0 5

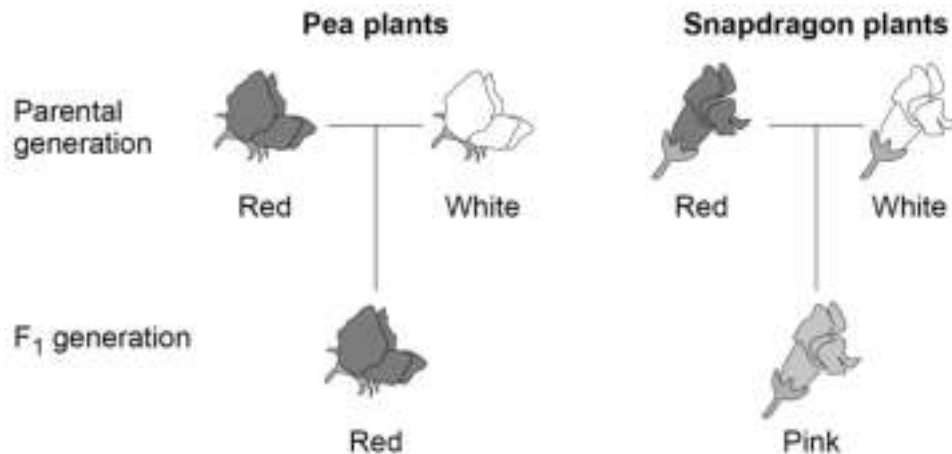
1 Species 1 and 3 are the most closely related.

What information in **Table 2** gives evidence for this?

[1 mark]

Figure 6 shows the inheritance of flower colour in two species of plant.

Figure 6



- In pea plants and in snapdragon plants, flower colour is controlled by one pair of alleles.
- In **Figure 6** the parental generation plants are homozygous for flower colour.
- In heterozygous **pea** plants, the allele for red flower colour is dominant.
- In heterozygous **snapdragon** plants, the alleles for flower colour are both expressed.



Use the following symbols for alleles in your answers to Questions **05.2** to **05.4**:

Pea plants

R = allele for red flowers
r = allele for white flowers

Snapdragon plants

C^R = allele for red flowers
C^W = allele for white flowers

0 5 . 2

What is the genotype of the red-flowered pea plants in the F₁ generation?

[1 mark]

0 5 . 3

What is the genotype of a white-flowered snapdragon plant?

[1 mark]

A gardener crossed two pink-flowered snapdragon plants.

0 5 . 4

Draw a Punnett square diagram to show why only some of the next generation plants had pink flowers.

Identify the phenotypes of all the offspring plants.

[3 marks]

0 5 . 5

What percentage of the offspring would you expect to have pink flowers?

[1 mark]

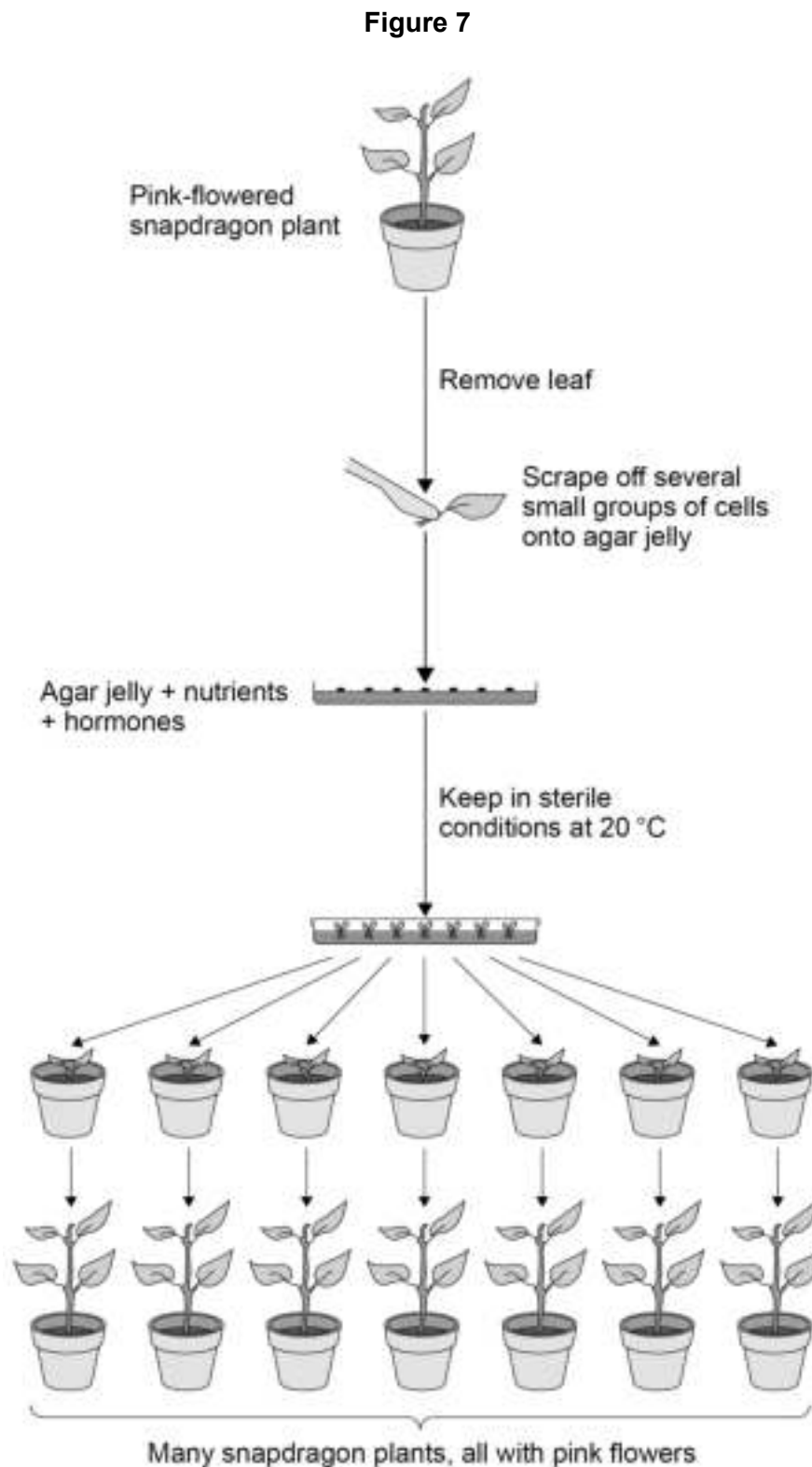
Percentage = _____ %

Turn over ►



Commercially, hundreds of pink-flowered snapdragon plants can be produced from one pink-flowered plant.

Figure 7 shows a tissue culture technique used for producing many plants from one plant.



0 5 . 6

Give a reason for each of the following steps shown in **Figure 7**.

[5 marks]

Several groups of cells are scraped off the leaf: _____

Nutrients are added to the agar jelly: _____

Hormones are added to the agar jelly: _____

The plant cells are kept in **sterile** conditions: _____

The plant cells are kept at **20 °C**: _____

0 5 . 7

Explain why the method shown in **Figure 7** produces **only** pink-flowered plants.

[2 marks]

14

Turn over ►



0 6

Water conservation is important to the human body.

0 6 . 1

Which gland releases the hormone that controls water loss from the body?

[1 mark]Tick (✓) **one** box.

Adrenal

Pancreas

Pituitary

Thyroid

0 6 . 2

Which hormone helps the kidneys to control water loss from the body?

[1 mark]Tick (✓) **one** box.

ADH

Adrenaline

LH

Thyroxine



0 6 . 3 A man is walking across a desert.

The man has used up his supply of drinking water.

Explain how the gland you named in Question **06.1** and the kidneys reduce water loss.

[3 marks]

Question 6 continues on the next page

Turn over ►



0 6 . 4

Some people have kidney failure.

Doctors may treat patients with kidney failure by either:

- dialysis
- a kidney transplant.

Explain **two** biological reasons why most doctors think that a kidney transplant is a better method of treatment than dialysis.

Do **not** refer to cost or convenience.

[4 marks]

Reason 1 _____

Reason 2 _____

9



Do not write outside the box

0 7

Ragwort is a weed that grows on farmland.

Ragwort is poisonous to horses.

0 7 . 1

Plan an investigation to estimate the size of a population of ragwort growing in a rectangular field on a farm.

[4 marks]

Question 7 continues on the next page

Turn over ►

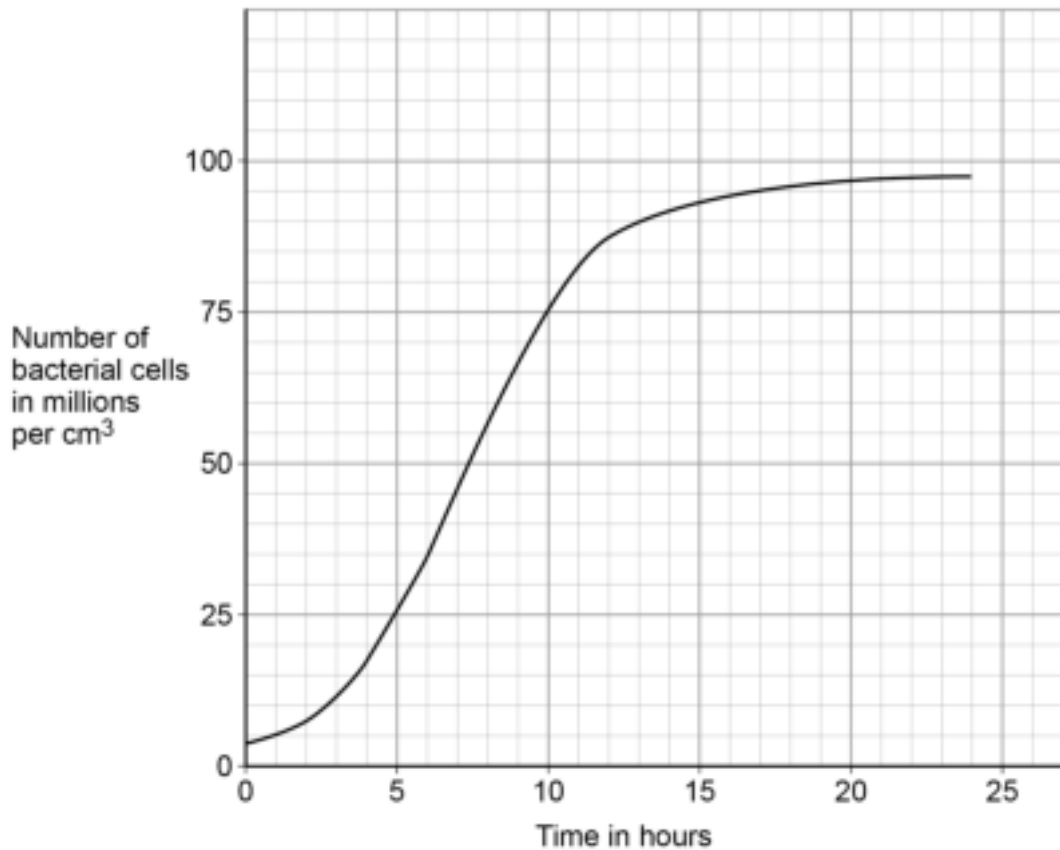


The herbicide glyphosate will kill ragwort and other weeds.

Scientists use bacteria for the genetic engineering of crop plants to make the crops resistant to glyphosate.

Figure 8 shows the growth of a culture of the bacteria in a solution of nutrients at 25 °C

Figure 8



0 7 . 2

Why did the rate of reproduction increase between 2 hours and 7 hours?

[1 mark]



0 7 . 3 After 12 hours, the rate of reproduction decreased.

Suggest **three** ways the scientists could maintain a high rate of reproduction in the bacterial culture.

[3 marks]

1 _____

2 _____

3 _____

0 7 . 4 The rate of reproduction of the bacteria is fastest at 7 hours.

How many times faster is the rate of reproduction at 7 hours than the rate at 12 hours?

[4 marks]

Rate at 7 hours is _____ times faster.

Question 7 continues on the next page

Turn over ►



0 7 . 5

Scientists transferred a gene for resistance to the herbicide glyphosate into the bacteria.

The genetically-modified (GM) bacteria can then transfer the glyphosate-resistance gene to a crop plant.

Explain the advantage of making crop plants resistant to glyphosate.

[3 marks]

15



0 8

It is important to keep the blood glucose concentration within narrow limits.

0 8 . 1

A person eats a meal containing a lot of carbohydrate. This causes an increase in the person's blood glucose concentration.

Explain how the hormones insulin **and** glucagon control the person's blood glucose concentration after the meal.

[5 marks]

0 8 . 2

The body cells of a person with Type 2 diabetes do **not** respond to **insulin**.

A person with Type 2 diabetes often has a higher blood **insulin** concentration than a non-diabetic person.

Explain why.

[3 marks]

Turn over ►



Metformin is a drug used for treating people who have Type 2 diabetes.

Scientists investigated the effects of metformin and two other drugs, **A** and **B**.

The scientists wanted to see how the drugs affected the blood glucose concentrations of 220 people with Type 2 diabetes.

This is the method used.

1. Put the 220 people into five groups.
2. Treat each group with a different drug or combination of drugs for several weeks.
3. Give each person a meal high in carbohydrate.
4. Measure the blood glucose concentration of each person 30 minutes after the meal and again 3 hours after the meal.

0 8 . 3

Suggest **three** variables that the scientists should have controlled in the investigation. **[3 marks]**

1 _____

2 _____

3 _____



The scientists recorded their results as a mean value for each group.

The scientists calculated the 'standard deviation' for each group's result.

Standard deviation is a measure of the spread of the individual results above or below (\pm) the mean value.

The scientists gave each group's result as:

mean \pm standard deviation

The larger the standard deviation, the greater is the spread of results around the mean.

0 8 . 4 Which of the results is the most precise?

[1 mark]

Tick (\checkmark) **one** box.

Mean = 171.6 \pm 16.3

Mean = 177.2 \pm 15.4

Mean = 182.5 \pm 18.2

Mean = 205.2 \pm 19.4

Question 8 continues on the next page

Turn over ►

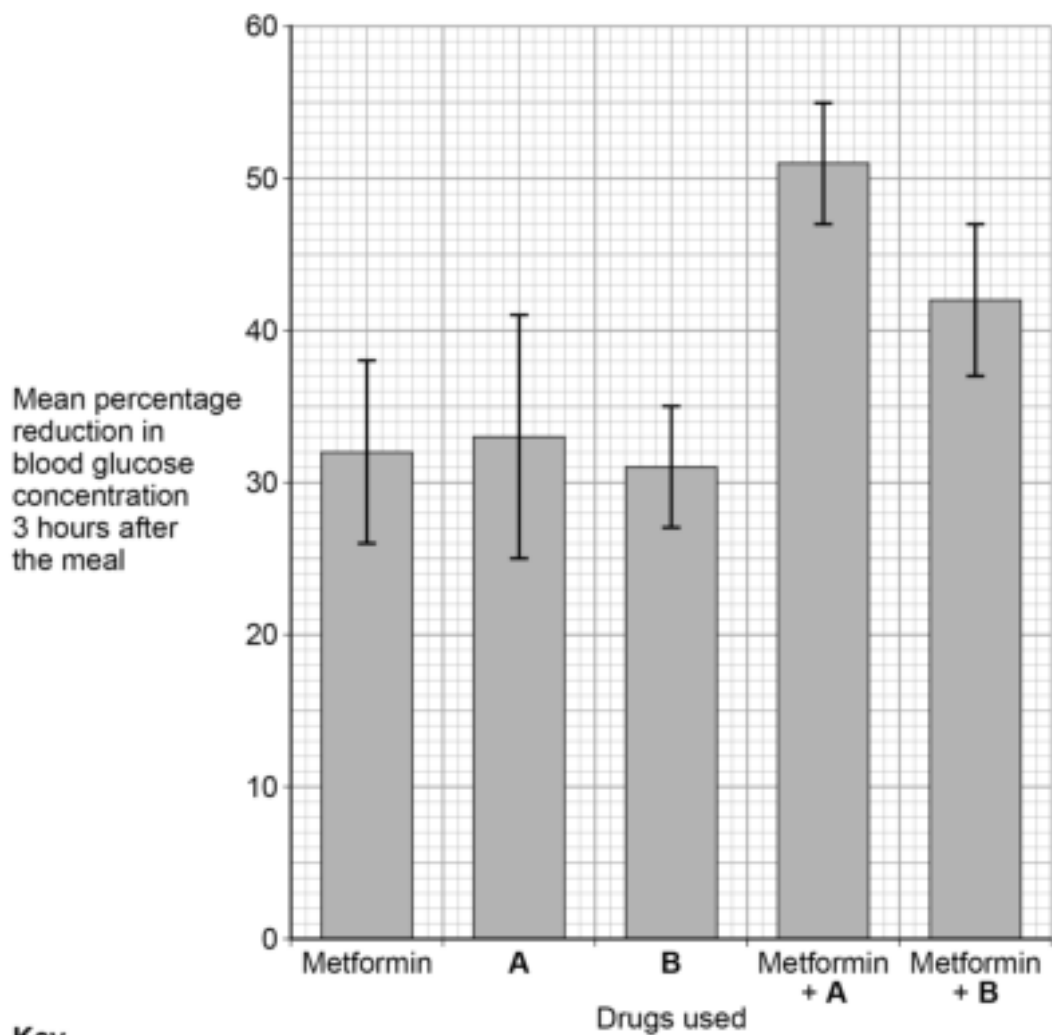


Table 3 and Figure 9 show the scientists' results.

Table 3

Drugs used	Metformin	A	B	Metformin + A	Metformin + B
Number of people	60	40	25	65	30
Mean blood glucose concentration 30 minutes after the meal in $\text{mg}/100 \text{ cm}^3$ \pm standard deviation	177.2 \pm 15.4	182.5 \pm 18.2	171.6 \pm 16.3	205.2 \pm 19.4	206.5 \pm 19.6

Figure 9



Key

\pm standard deviation



0 8 . 5

In **Table 3** and **Figure 9** some standard deviations of results overlap.

- An overlap of standard deviations shows the difference between the means is **not** significant.
- **No** overlap of standard deviations shows a significant difference between the means.

A student looked at the scientists' method and the results in **Table 3** and **Figure 9**.

The student stated:

‘Metformin works better when used with other drugs.’

Evaluate the student's statement.

[6 marks]

18

END OF QUESTIONS



There are no questions printed on this page

*Do not write
outside the
box*

**DO NOT WRITE ON THIS PAGE
ANSWER IN THE SPACES PROVIDED**



There are no questions printed on this page

*Do not write
outside the
box*

**DO NOT WRITE ON THIS PAGE
ANSWER IN THE SPACES PROVIDED**



There are no questions printed on this page

*Do not write
outside the
box*

**DO NOT WRITE ON THIS PAGE
ANSWER IN THE SPACES PROVIDED**

Copyright information

For confidentiality purposes, from the November 2015 examination series, acknowledgements of third-party copyright material will be published in a separate booklet rather than including them on the examination paper or support materials. This booklet is published after each examination series and is available for free download from www.aqa.org.uk after the live examination series.

Permission to reproduce all copyright material has been applied for. In some cases, efforts to contact copyright-holders may have been unsuccessful and AQA will be happy to rectify any omissions of acknowledgements. If you have any queries please contact the Copyright Team, AQA, Stag Hill House, Guildford, GU2 7XJ.

Copyright © 2019 AQA and its licensors. All rights reserved.



3 2



1 9 6 G 8 4 6 1 / 2 H

IB/M/Jun19/8461/2H