

Surname	Centre Number	Candidate Number
First name(s)		0



GCSE

3300U40-1



WEDNESDAY, 16 NOVEMBER 2022 – MORNING

**MATHEMATICS
UNIT 2: CALCULATOR-ALLOWED
INTERMEDIATE TIER**

1 hour 45 minutes

ADDITIONAL MATERIALS

A calculator will be required for this examination.
A ruler, a protractor and a pair of compasses may be required.

INSTRUCTIONS TO CANDIDATES

Use black ink or black ball-point pen. Do not use gel pen or correction fluid.
You may use a pencil for graphs and diagrams only.
Write your name, centre number and candidate number in the spaces at the top of this page.
Answer **all** the questions in the spaces provided.
If you run out of space, use the additional page at the back of the booklet. Question numbers must be given for all work written on the additional page.
Take π as 3.14 or use the π button on your calculator.

INFORMATION FOR CANDIDATES

You should give details of your method of solution when appropriate.
Unless stated, diagrams are not drawn to scale.
Scale drawing solutions will not be acceptable where you are asked to calculate.
The number of marks is given in brackets at the end of each question or part-question.
In question **3**, the assessment will take into account the quality of your organisation, communication and accuracy in writing.

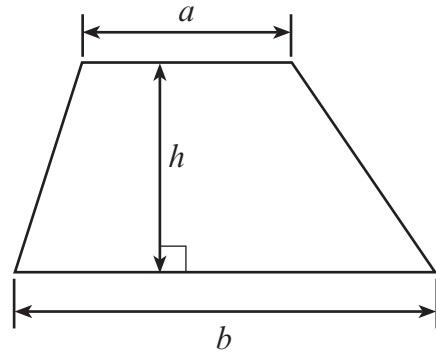
For Examiner's use only		
Question	Maximum Mark	Mark Awarded
1.	3	
2.	2	
3.	6	
4.	9	
5.	3	
6.	2	
7.	2	
8.	4	
9.	4	
10.	5	
11.	4	
12.	4	
13.	7	
14.	8	
15.	3	
16.	3	
17.	2	
18.	5	
19.	4	
Total	80	



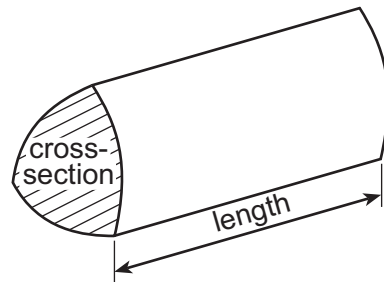
NOV223300U40101

Formula List – Intermediate Tier

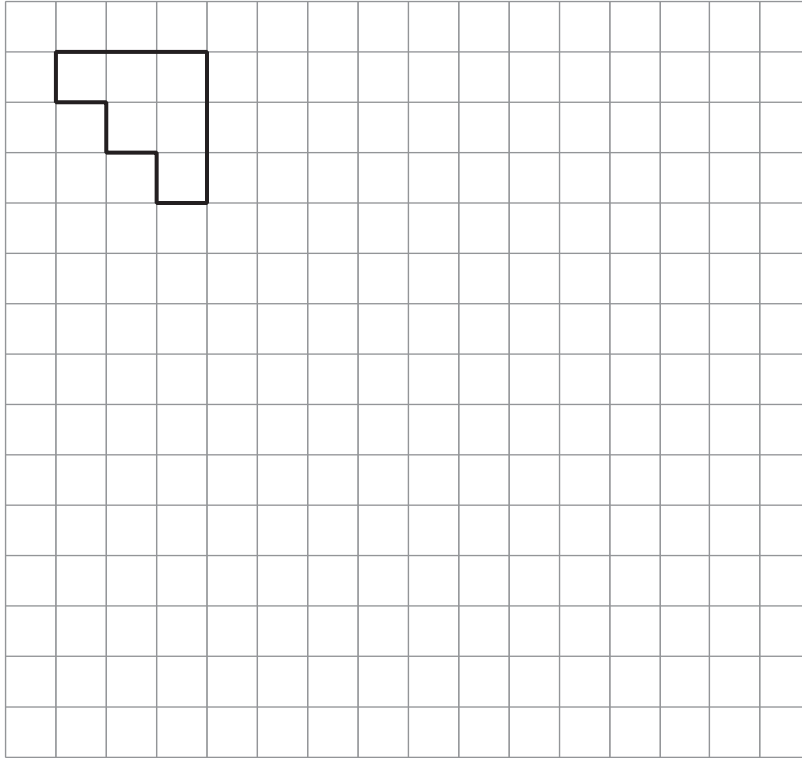
Area of trapezium = $\frac{1}{2}(a + b)h$



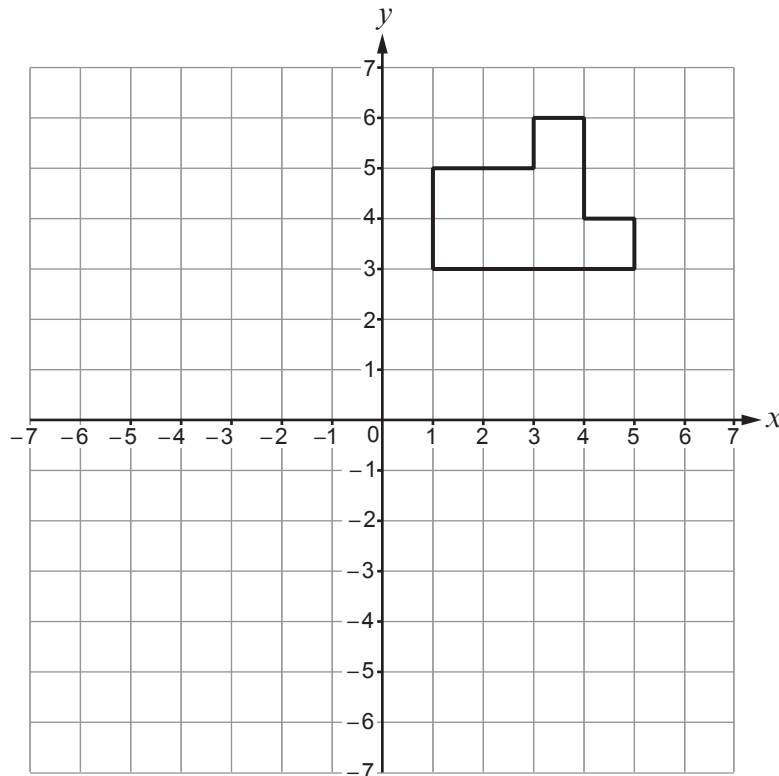
Volume of prism = area of cross-section \times length



1. (a) Enlarge the shape below by a scale factor of 3. [2]



- (b) Translate the shape below 2 squares to the left and 4 squares down. [1]



2. Calculate the value of $7p + 6q$ when $p = -9.2$ and $q = 4.7$.

[2]

.....

.....

.....

.....

.....

.....

.....



4. Laura puts 90 counters in a bag.
Each counter is red or blue or yellow.

Laura wants to draw a pie chart to show the number of counters of each colour.
The table below shows some of the information that she needs.

	Number of counters	Pie chart angle
Red	25
Blue	180°
Yellow
Total = 90		

- (a) Complete the table.
You must show all your working.

[5]

.....

.....

.....

.....

.....

.....

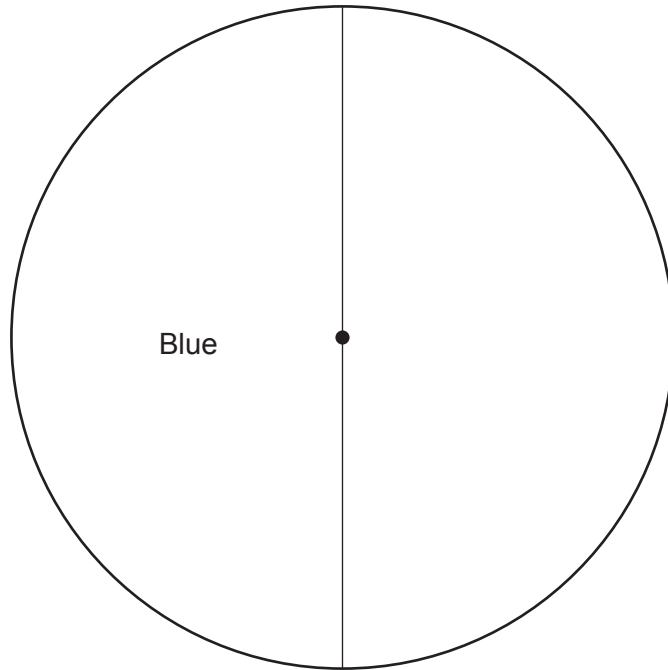
.....

.....



(b) Complete the pie chart to show the results.

[2]



(c) Laura chooses a counter at random from the bag.
Calculate the probability that this counter is either red or blue.

[2]

.....

.....

.....

.....



5. (a) Write 0.03435 correct to two significant figures.
Circle your answer.

[1]

0.03

0.033

0.0344

0.034

0.03400

- (b) Convert 6.7 m^2 into cm^2 .
Circle your answer.

[1]

670

6700

67000

670000

6700000

- (c) Factorise $12e + 15$.
Circle your answer.

[1]

 $27e$ $3(4e + 5)$ $12(e + 15)$ $5(12e + 3)$ $15(0.8e + 3)$ 

6. Find the whole number that satisfies all of the following conditions:

- It is a whole number between 15 and 35 inclusive.
- The number is a multiple of 2 but not a multiple of 4.
- 3 is a factor of this number, but 9 is **not** a factor of this number.

[2]

.....

.....

.....

.....

.....

.....

.....

.....

.....

.....

The whole number is

7. Calculate $\frac{15 \cdot 4^2}{14 \cdot 59 - 7 \cdot 67}$, correct to 1 decimal place.

[2]

.....

.....

.....

.....



8. 125 pupils were asked which one of four primary schools they attended.

(a) One of the pupils is chosen at random.

Complete the table below to find the probability that the pupil chosen went to Ysgol Bryn.

[2]

	Ysgol Aber	Ysgol Bryn	Ysgol Castell	Ysgol Dewi
Probability	0.08	0.2	0.28

.....

.....

.....

.....

(b) How many of the 125 pupils went to Ysgol Dewi?

[2]

.....

.....

.....

.....

.....

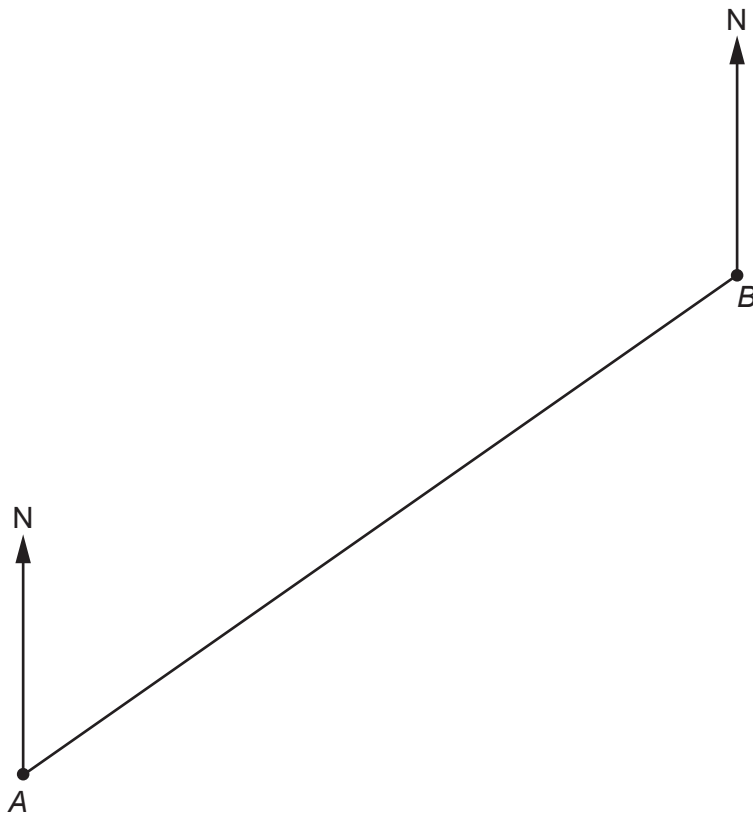
.....



9. Point A and point B are shown in the scale drawing below.

- (a) Point C is 35 km from point B on a bearing of 300°. Complete the scale drawing to show the position of point C. [2]

Scale: 1 cm represents 5 km



- (b) Use your scale drawing to calculate
 - the **actual** length of AC, in kilometres,
 - the bearing of point C from point A.

[2]

.....

.....

Actual length of AC = km

Bearing of point C from point A = °



10. (a) Express 21.76 as a percentage of 32.

[2]

.....

.....

.....

.....

.....

.....

.....

(b) Solve $5t + 3 = 3t + 14$.

[3]

.....

.....

.....

.....

.....

.....

.....

.....

.....

.....



14. (a) The rectangle below has:
- a length of $3y$
 - a width of $y + a$
 - an area of $3y^2 + 12y$.

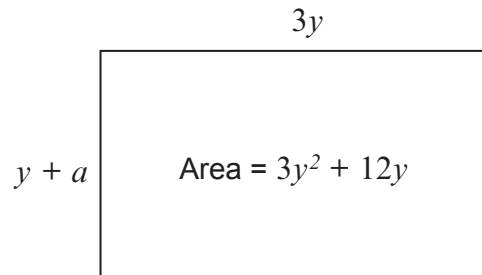


Diagram not drawn to scale

Find the value of a .
You must show all your working.

[3]

.....

.....

.....

.....

.....

.....

.....



(b) Another rectangle has a width of $4x - 10$.

(i) Given that x is a whole number, explain why the value of x cannot be less than 3. [1]

.....

.....

.....

.....

.....

.....

(ii) The perimeter of the rectangle is $14x - 4$.

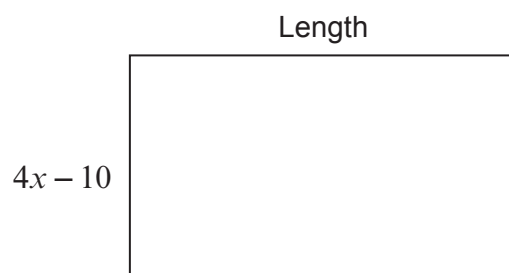


Diagram not drawn to scale

Find the length of the rectangle in **terms of x** . [4]

.....

.....

.....

.....

.....

.....

.....

.....

.....

.....



15. Calculate the length of the side YZ in the triangle XYZ shown below.

[3]

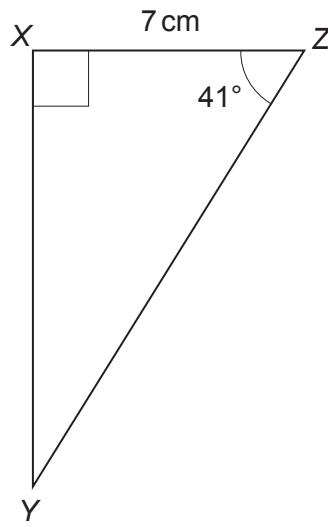


Diagram not drawn to scale

.....

.....

.....

.....

.....

.....

.....

.....



16. Two times are recorded correct to the nearest 0.1 second.

12.4 seconds
25.5 seconds

Calculate the greatest possible difference between these times.

[3]

.....

.....

.....

.....

.....

.....

.....

17. A number has been increased by 60% to give an answer of 64.
What was the original number?

[2]

.....

.....

.....

.....

.....

.....

.....



18. Bag A and Bag B contain only red and blue balls.

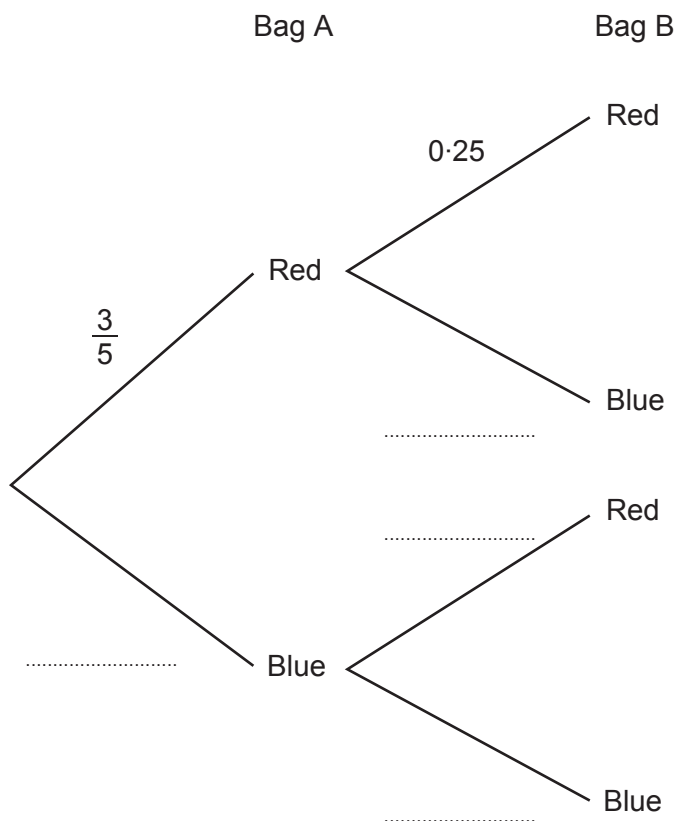
The probability of choosing a red ball from Bag A is $\frac{3}{5}$.

The probability of choosing a red ball from Bag B is 0.25.

A ball is chosen at random from each bag.

(a) Complete the tree diagram below.

[2]



(b) Find the probability that the two balls chosen are the same colour.

[3]

.....

.....

.....

.....

.....

.....

.....

.....



BLANK PAGE

**PLEASE DO NOT WRITE
ON THIS PAGE**



BLANK PAGE

**PLEASE DO NOT WRITE
ON THIS PAGE**

