

Surname	Centre Number	Candidate Number
Other Names		0



**GCSE**

3310U40-1



**MATHEMATICS – NUMERACY  
UNIT 2: CALCULATOR-ALLOWED  
INTERMEDIATE TIER**

THURSDAY, 10 MAY 2018 – MORNING

1 hour 45 minutes

**ADDITIONAL MATERIALS**

A calculator will be required for this paper.  
A ruler, a protractor and a pair of compasses may be required.

**INSTRUCTIONS TO CANDIDATES**

Use black ink or black ball-point pen. Do not use gel pen or correction fluid.  
You may use a pencil for graphs and diagrams only.  
Write your name, centre number and candidate number in the spaces at the top of this page.  
Answer **all** the questions in the spaces provided.  
If you run out of space, use the continuation page at the back of the booklet. Question numbers must be given for the work written on the continuation page.  
Take  $\pi$  as 3.14 or use the  $\pi$  button on your calculator.

**INFORMATION FOR CANDIDATES**

You should give details of your method of solution when appropriate.  
Unless stated, diagrams are not drawn to scale.  
Scale drawing solutions will not be acceptable where you are asked to calculate.  
The number of marks is given in brackets at the end of each question or part-question.  
In question 2(a), the assessment will take into account the quality of your linguistic and mathematical organisation, communication and accuracy in writing.

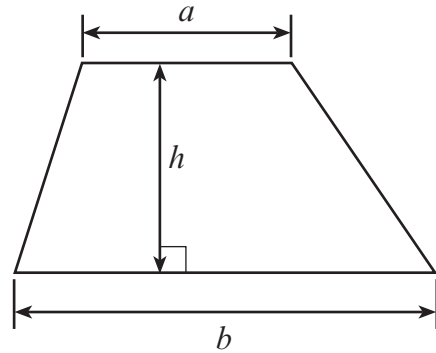
For Examiner's use only		
Question	Maximum Mark	Mark Awarded
1.	6	
2.	9	
3.	6	
4.	4	
5.	9	
6.	6	
7.	5	
8.	6	
9.	9	
10.	8	
11.	5	
12.	7	
<b>Total</b>	<b>80</b>	



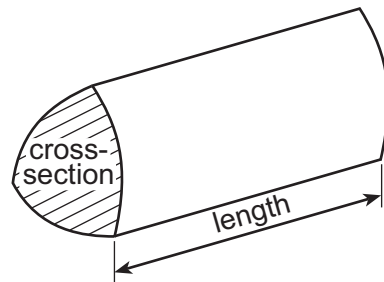
MAY183310U40101

## Formula List – Intermediate Tier


**Area of trapezium** =  $\frac{1}{2}(a + b)h$



**Volume of prism** = area of cross-section  $\times$  length



1. In a survey, 720 students were asked if they preferred to take part in *gym activities*, *team sports* or *individual sports*. They were asked to choose just one of these options. The results are displayed in the pie chart below.



- (a) How many students selected *individual sports*?  
Circle your answer.

[1]

90                      180                      270                      405                      540

- (b) Carwyn plans to split *team sports* on the pie chart into *football* and *other team sports*. Of the students who selected *team sports*,  $\frac{2}{5}$  said their preferred team sport was *football*. What angle should Carwyn draw to represent *football*?

[3]

Angle is ..... °

- (c) 720 students took part in the survey. Only 45% were **female**. How many **males** took part in the survey?

[2]

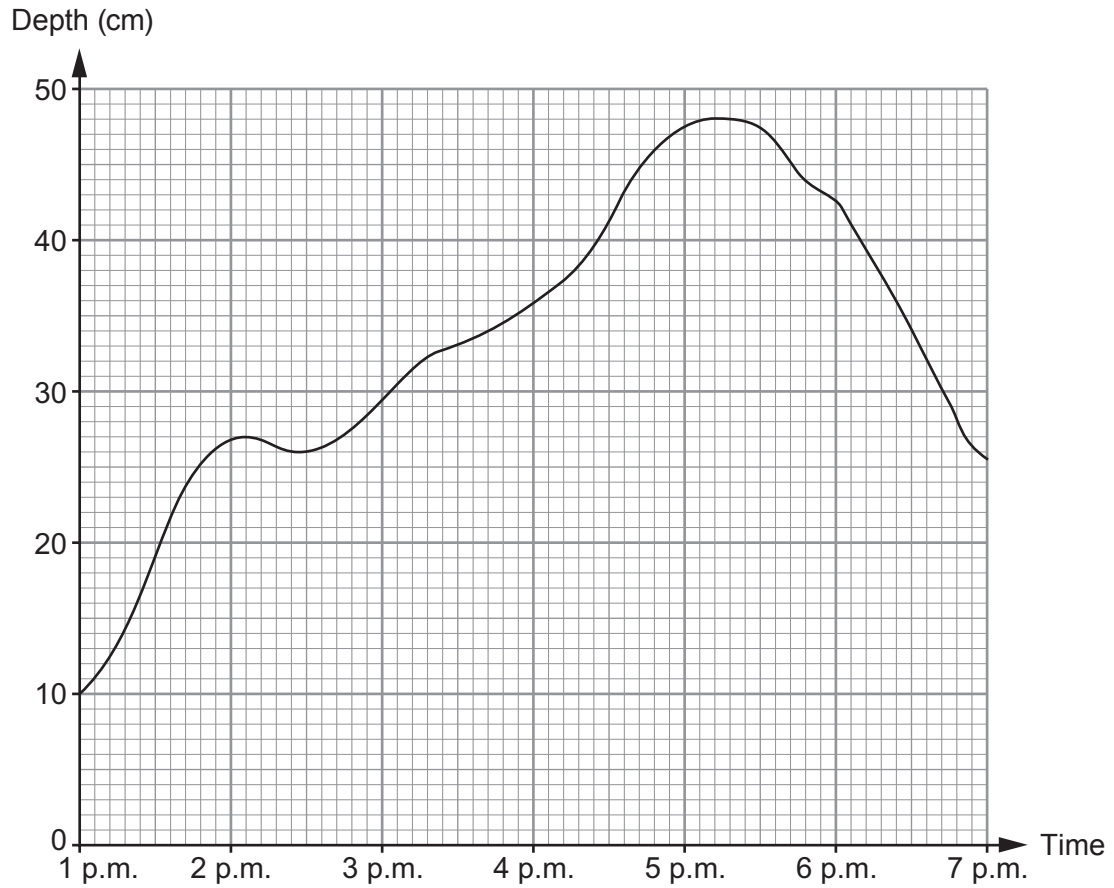
Number of males is .....







4. Carys has to write a report on the water levels of the River Tad. She has recorded the depth of the water in the River Tad between 1 p.m. and 7 p.m. This is shown in her graph below.



- (a) What was the greatest recorded depth of water in the river?  
Circle your answer.

[1]

26 cm

27 cm

46 cm

48 cm

50 cm



(b) In which of these 15-minute periods was the depth of water increasing most rapidly?  
Circle your answer. [1]

1:15 p.m. to 1:30 p.m.

4:15 p.m. to 4:30 p.m.

5:00 p.m. to 5:15 p.m.

6:00 p.m. to 6:15 p.m.

6:15 p.m. to 6:30 p.m.

.....  
.....

(c) Carys looks at the part of the graph for the period 6 p.m. to 7 p.m.  
Describe what this tells her about the river. [1]

.....  
.....  
.....

(d) For what period of time was the depth of water in the river greater than 45 cm?  
Circle your answer. [1]

48 minutes

1 hour

1 hour 12 minutes

1 hour 24 minutes


1 hour 30 minutes

.....  
.....

3310U401  
07



5. Mena is going on holiday. She hasn't decided where to go yet. In a travel brochure, Mena sees a pictogram showing the holiday destinations of 9700 people.



(a) Complete the key for the pictogram.

[3]



represents ..... people

.....

.....

.....

.....

.....





(b) What is the following ratio in its **simplest form**?

number of people who went to Spain : number of people who went to the USA

Circle your answer.

[1]

- 6 : 4
- 4 : 6
- 400 : 600
- 3 : 2
- 2 : 3

.....

.....

(c) Look at the pictogram. The ratio of the number of people who went to Wales to the number of people who went to another country is 2 : 3.  
Which country is this? [1]

2 : 3

Wales : .....

.....

.....

.....

(d) Mena goes on holiday to France.  
She takes 590 euros with her on holiday.

Mena only spends 40% of her euros.

When she returns from holiday, she exchanges her remaining euros for pounds.  
The exchange rate is £1 = 1.18 euros.

How many pounds does Mena receive?

[4]

.....

.....

.....

.....

.....

.....

.....

.....

.....

.....

3310U401  
09









(b) Over time, there has been a reduction in the use of 5p carrier bags. This is because more people are using their own bags.

What impact might this have had on the amount given to charity for the month of September 2014 when compared with September 2012? [1]

.....

.....

.....

.....





- (b) Gary travelled a distance of 231 km in 3 hours and 30 minutes.  
Calculate Gary's average speed in km/h.  
Circle your answer.

[1]

0·015

1·1

66

70

77

.....

.....

.....



9. Yared is going to make a door wedge.

- (a) The cross-section of the wedge is shown below.  
The horizontal length is 12 cm and the vertical height is 3 cm.

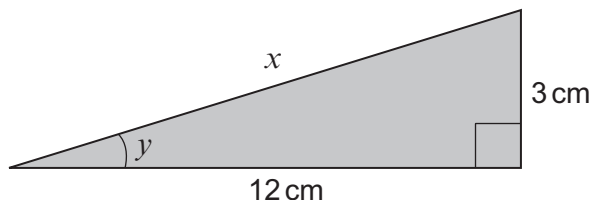


Diagram not drawn to scale

- (i) Calculate the length  $x$ .

Give your answer correct to 3 significant figures.

[4]

.....

.....

.....

.....

$x =$  ..... cm

- (ii) The wedge must fit under Yared's door.  
The angle  $y$  must be less than  $15^\circ$ .  
Show that this wedge will fit under Yared's door.  
You must show all your working.

[3]

.....

.....

.....

.....

.....

.....

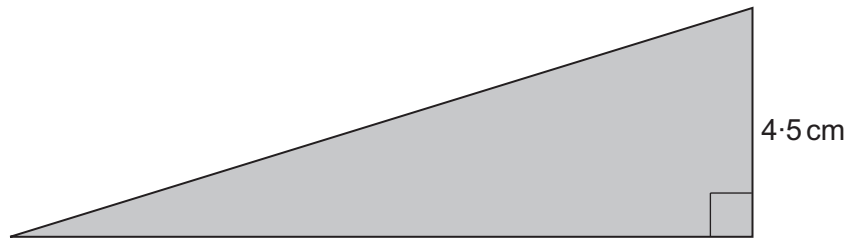
.....

.....





- (b) Yared decides to make a larger wedge that is mathematically **similar** to the one shown in part (a).  
This wedge is to have a vertical height of 4.5 cm.



*Diagram not drawn to scale*

Calculate the horizontal length of this door wedge.

[2]

.....

.....

.....

.....

.....

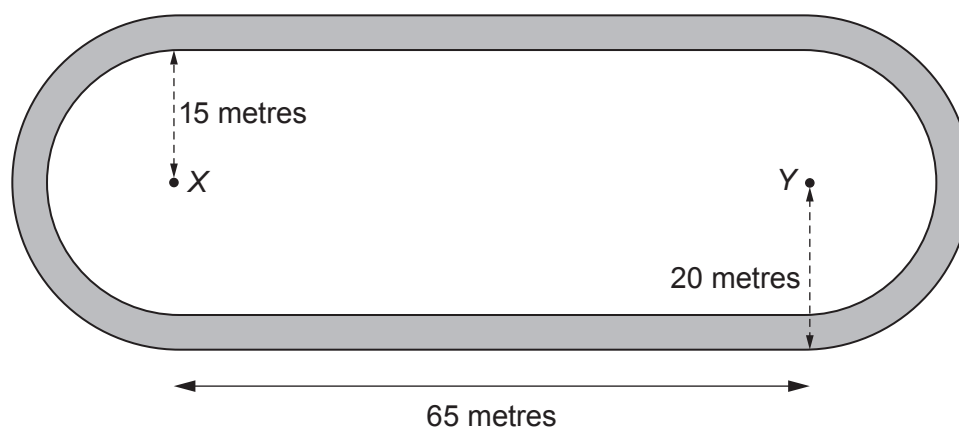
.....

.....

The wedge will be ..... cm long



10. A grass racetrack is shown in the diagram below.  
 This is the region shaded in the diagram.  
 Each end of the grass racetrack is created from semicircles.  
 The inner semicircles have a radius of 15 m.  
 The outer semicircles have a radius of 20 m.  
 Each of the straight sections of the racetrack has a length of 65 metres.



*Diagram not drawn to scale*

- (a) What is the total area of grass in the two **straight** sections of the racetrack?  
 You must show all your working.

[2]

.....

.....

.....

.....





11. Hot water is often stored in cylinders.  
The water in the cylinder is heated for use in the shower.



A plumbing engineer wants to calculate how long a shower can be used continuously before the water runs cold. He uses the following formulae:

$$C = \frac{H(X - M)}{M - Y} \quad \text{and} \quad T = \frac{C + H}{F}$$

Where:

$C$  is the additional volume of water that feeds into the cylinder, in litres.

$H$  is the volume of hot water that the cylinder holds, in litres.

$M$  is the temperature of the water in the shower, in °C.

$X$  is the temperature of the hot water in the cylinder, in °C.

$Y$  is the temperature of the cold water that feeds into the cylinder, in °C.

$T$  is the time spent using the shower before the water runs cold, in minutes.

$F$  is the rate of flow of water in the shower, in litres per minute.

Daisy's cylinder holds 300 litres of hot water.

The temperature of the hot water in her cylinder is 60°C.

The temperature of the cold water that feeds into Daisy's cylinder is 8°C.

The water in Daisy's shower is set at a temperature of 32°C.

Her shower has a rate of flow of 26 litres per minute.







(b) What assumption have you made in calculating an estimate of the mean temperature at 4 p.m. for April in Dr Khan's hallway? [1]

.....

.....

.....

.....

(c) Faryl recorded the same temperatures as her mother at 4 p.m. each day during April. She found that the **actual** mean temperature in the hallway during April was **lower** than the correctly calculated estimate of the mean.

Explain how this can be true. [1]

.....

.....

.....

.....

.....

.....

**END OF PAPER**



