

Surname	Centre Number	Candidate Number
Other Names		0



**GCSE – NEW**

3300U50-1



**MATHEMATICS  
UNIT 1: NON-CALCULATOR  
HIGHER TIER**

TUESDAY, 13 JUNE 2017 – MORNING

1 hour 45 minutes

**ADDITIONAL MATERIALS**

The use of a calculator is not permitted in this examination.  
A ruler, a protractor and a pair of compasses may be required.

**INSTRUCTIONS TO CANDIDATES**

Use black ink or black ball-point pen. Do not use gel pen or correction fluid.

You may use a pencil for graphs and diagrams only.

Write your name, centre number and candidate number in the spaces at the top of this page.

Answer **all** the questions in the spaces provided.

If you run out of space use the continuation page at the back of the booklet, taking care to number the questions correctly.

Take  $\pi$  as 3.14.

**INFORMATION FOR CANDIDATES**

You should give details of your method of solution when appropriate.

Unless stated, diagrams are not drawn to scale.

Scale drawing solutions will not be acceptable where you are asked to calculate.

The number of marks is given in brackets at the end of each question or part-question.

In question **5**, the assessment will take into account the quality of your linguistic and mathematical organisation and communication.

In question **10**, the assessment will take into account the quality of your linguistic and mathematical accuracy in writing.

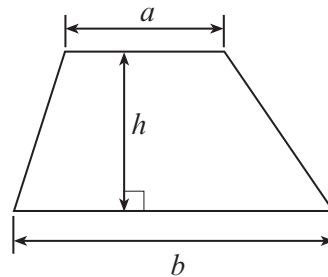
For Examiner's use only		
Question	Maximum Mark	Mark Awarded
1.	4	
2.	5	
3.	4	
4.	3	
5.	4	
6.	3	
7.	5	
8.	4	
9.	2	
10.	6	
11.	6	
12.	5	
13.	5	
14.	3	
15.	3	
16.	6	
17.	6	
18.	4	
19.	2	
<b>Total</b>	<b>80</b>	



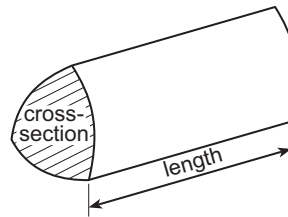
JUN173300U50101

## Formula List - Higher Tier

$$\text{Area of trapezium} = \frac{1}{2}(a + b)h$$

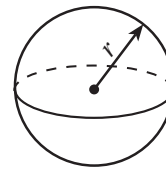


$$\text{Volume of prism} = \text{area of cross-section} \times \text{length}$$



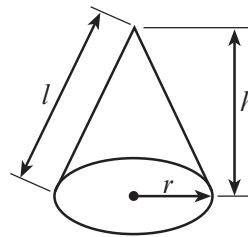
$$\text{Volume of sphere} = \frac{4}{3}\pi r^3$$

$$\text{Surface area of sphere} = 4\pi r^2$$



$$\text{Volume of cone} = \frac{1}{3}\pi r^2 h$$

$$\text{Curved surface area of cone} = \pi r l$$

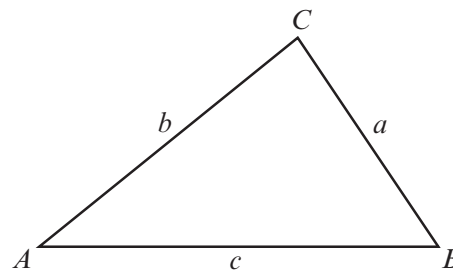


In any triangle  $ABC$

$$\text{Sine rule} \quad \frac{a}{\sin A} = \frac{b}{\sin B} = \frac{c}{\sin C}$$

$$\text{Cosine rule} \quad a^2 = b^2 + c^2 - 2bc \cos A$$

$$\text{Area of triangle} = \frac{1}{2}ab \sin C$$



### The Quadratic Equation

The solutions of  $ax^2 + bx + c = 0$  where  $a \neq 0$  are given by 
$$x = \frac{-b \pm \sqrt{(b^2 - 4ac)}}{2a}$$

### Annual Equivalent Rate (AER)

AER, as a decimal, is calculated using the formula  $\left(1 + \frac{i}{n}\right)^n - 1$ , where  $i$  is the nominal interest rate per annum as a decimal and  $n$  is the number of compounding periods per annum.



1. Ceri has a set of cards.  
Each of her cards is labelled North, East, South or West.

The table below shows the probability distribution when a card is taken from the set of cards at random.

Label	North	East	South	West
Probability	0.4	0.25	0.2	0.15

- (a) Ceri chooses one card at random from her set of cards.

What is the probability that the card is labelled East or South?

[2]

.....

.....

- (b) Sasha has an identical set of cards.  
Ceri and Sasha each choose one card at random from their set of cards.

What is the probability that they both choose a card labelled North?

[2]

.....

.....



2. The table below shows some of the values of  $y = x^2 - 5x + 2$ , for values of  $x$  from  $-1$  to  $5$ .

$x$	$-1$	$0$	$1$	$2$	$3$	$4$	$5$
$y = x^2 - 5x + 2$	$8$	$2$	$-2$	$-4$		$-2$	$2$

- (a) Complete the table above.

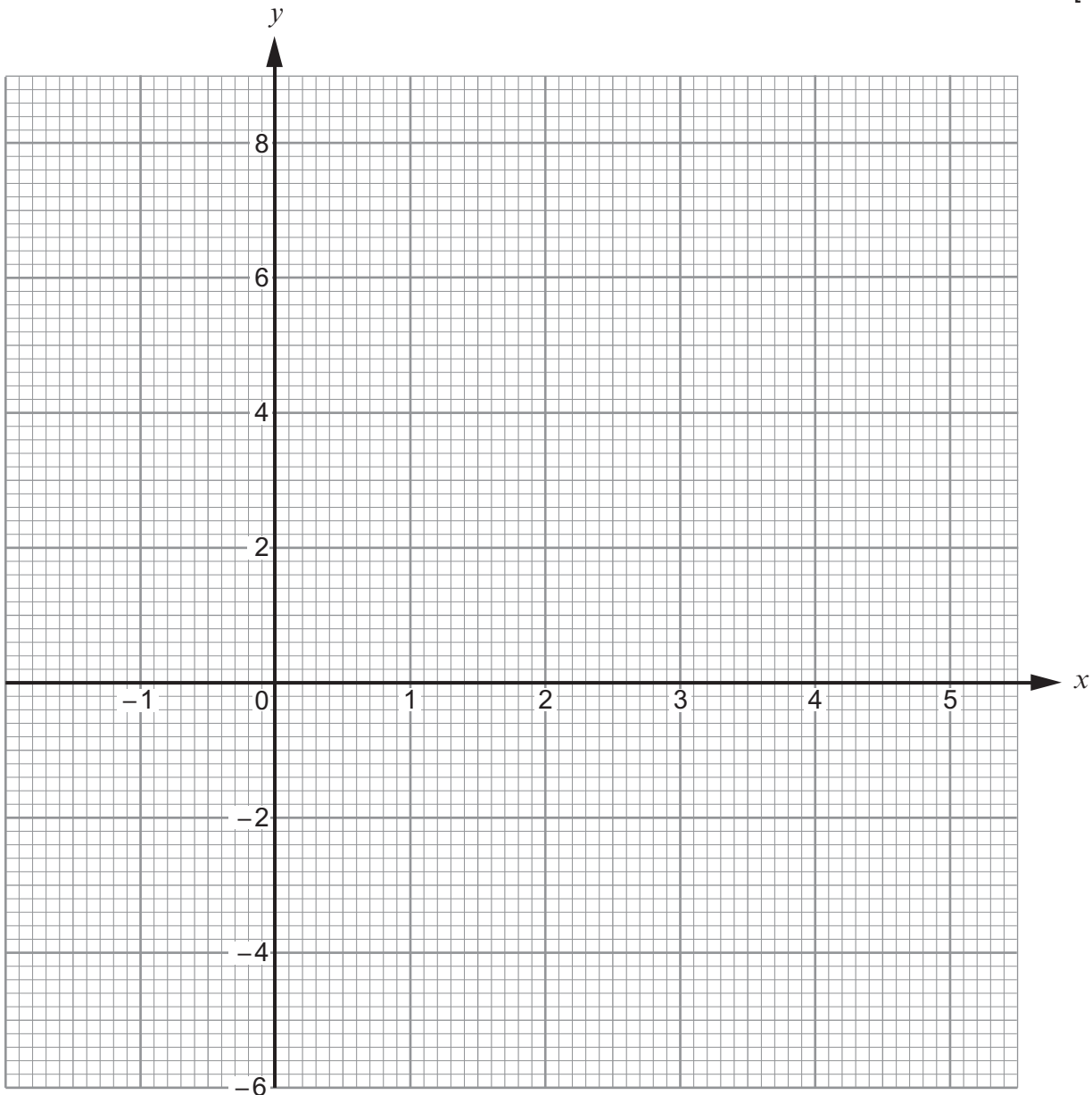
[1]

.....

.....

- (b) On the graph paper below, draw the graph of  $y = x^2 - 5x + 2$  for values of  $x$  from  $-1$  to  $5$ .

[2]



(c) Draw the line  $y = -3$  on the graph paper.

Write down the values of  $x$  where the line  $y = -3$  cuts the curve  $y = x^2 - 5x + 2$ .  
Give your answers correct to 1 decimal place. [2]

Values of  $x$  are ..... and .....

3. (a) Express 700 as a product of its prime factors in index form. [3]

.....  
.....  
.....  
.....  
.....  
.....  
.....  
.....  
.....  
.....  
.....  
.....  
.....  
.....  
.....

(b) The number 33 554 432 is equal to  $2^{25}$ .

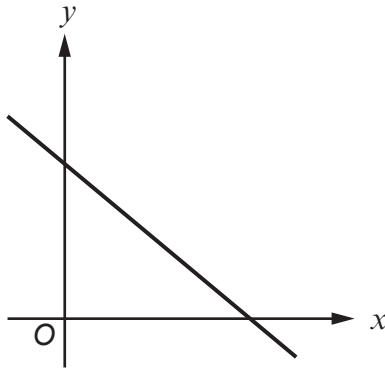
Explain how this tells you that 33 554 432 is not a square number. [1]

.....  
.....  
.....

3300U501  
05



4. (a)



Which **one** of the following equations could represent the line shown in the graph above?  
Circle your answer. [1]

$y = -x - 2$        $y = -x + 2$        $y = x + 2$        $y = x - 2$        $y = -x.$

(b) Which **one** of the following points lies on the line  $2y = 3x + 4$ ?  
Circle your answer. [1]

$(2, -5)$        $(5, 2)$        $(-2, 5)$        $(2, 5)$        $(-2, -5)$

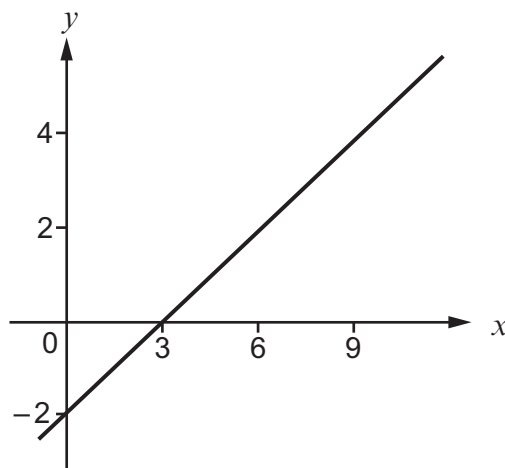
.....

.....

.....

.....

(c)



What is the gradient of the line shown in the graph above?  
Circle your answer. [1]

$\frac{3}{2}$        $-\frac{3}{2}$        $\frac{2}{3}$        $-\frac{2}{3}$        $-6$





6. In the following formulae, each measurement of length is represented by a letter.

Consider the dimensions implied by the formulae.

Write down, for each case, whether the formula could be for a length, an area, a volume or none of these.

The first one has been done for you.

[3]

<u>Formula</u>	<u>Formula could be for</u>
$d^3 - 3 \cdot 14r^2h$	..... volume .....
$d^2 + hw$	.....
$d + w + h$	.....
$2\pi r - \pi r^2$	.....
$(d + h)w$	.....
$d^3 + dwh$	.....

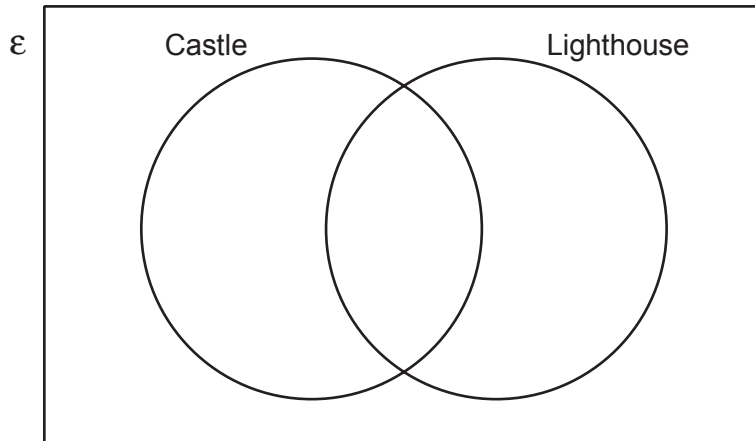




7. A group of 20 people visited Anglesey for a weekend break.
- 10 of the group visited Beaumaris Castle.
  - 13 of the group visited South Stack Lighthouse.
  - 4 of the group did not visit either of these places.

(a) Complete the Venn diagram below to show this information.  
The universal set,  $\epsilon$ , contains all of the 20 people in the group.

[3]



.....

.....

.....

.....

(b) One person is chosen at random from the group.  
What is the probability that this person visited only one of the two places?

[2]

.....

.....

.....

.....

3300U501  
09







11. (a) Evaluate  $49^{-\frac{1}{2}}$ .

[1]

.....

.....

(b) Express  $0.\overline{372}$  as a fraction.

[2]

.....

.....

.....

.....

.....

.....

(c) Find the value of  $(\sqrt{63} - \sqrt{7})^2$ .

[3]

.....

.....

.....

.....

.....

.....





13. (a) On the graph paper below, draw the region which satisfies all of the following inequalities.

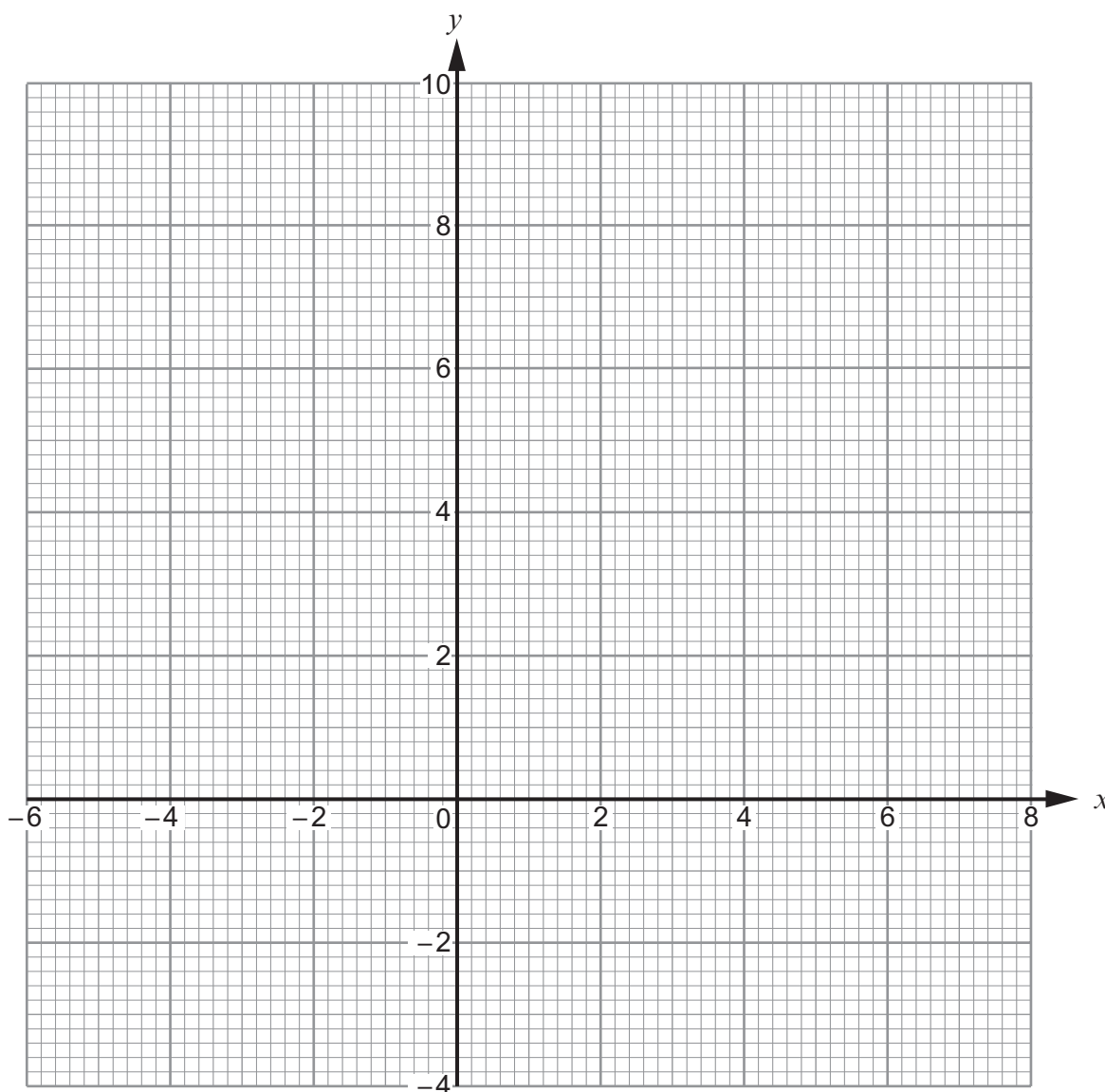
$$x + y \leq 6$$

$$y \geq \frac{x}{2} + 3$$

$$x \geq -2.$$

Clearly indicate the region that represents your answer.

[3]



(b) (i) What is the greatest possible value of  $x$  such that all three conditions are met? [1]

$x =$  .....

(ii) What is the greatest possible value of  $y$  such that all three conditions are met? [1]

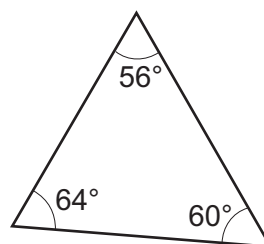
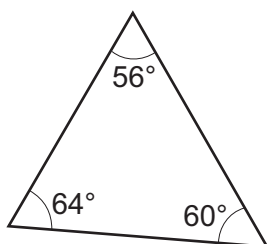
$y =$  .....



14. SSS, SAS, ASA and RHS are notations used to describe the conditions required to prove that two triangles are congruent.  
[S  $\equiv$  Side, A  $\equiv$  Angle, R  $\equiv$  Right angle and H  $\equiv$  Hypotenuse.]

The following triangles are **not** drawn to scale.  
For each pair of triangles, circle the correct statement.

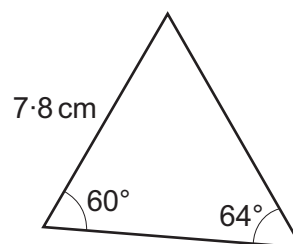
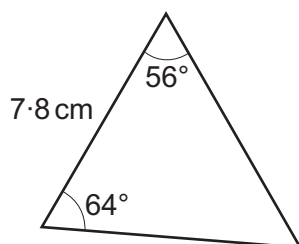
(a)



[1]

congruent:  
SSScongruent:  
SAScongruent:  
ASAcongruent:  
RHSdefinitely  
not congruentnot necessarily  
congruent

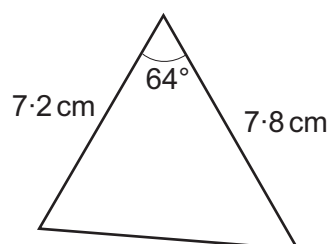
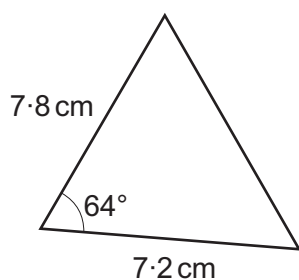
(b)



[1]

congruent:  
SSScongruent:  
SAScongruent:  
ASAcongruent:  
RHSdefinitely  
not congruentnot necessarily  
congruent

(c)



[1]

congruent:  
SSScongruent:  
SAScongruent:  
ASAcongruent:  
RHSdefinitely  
not congruentnot necessarily  
congruent



15. (a) Using the axes below, **sketch** the graph of  $y = \sin x$  for values of  $x$  from  $0^\circ$  to  $360^\circ$ . You must label any important values on both axes. [2]



- (b) Circle the value that is equal to  $\sin 200^\circ$ . [1]

$\sin 20^\circ$

$\sin 100^\circ$

$\sin 160^\circ$

$\sin 220^\circ$

$\sin 340^\circ$





17. A bag contains 6 red blocks, 4 green blocks and 2 yellow blocks.  
Three blocks are taken from the bag, at random, **without replacement**.

- (a) What is the probability that the first block removed is red, the second is green and the third is yellow? [2]

.....

.....

.....

.....

- (b) Calculate the probability that all three blocks will be the same colour. [3]

.....

.....

.....

.....

.....

.....

.....

- (c) Write down the probability that the three blocks will **not** be the same colour. [1]

.....

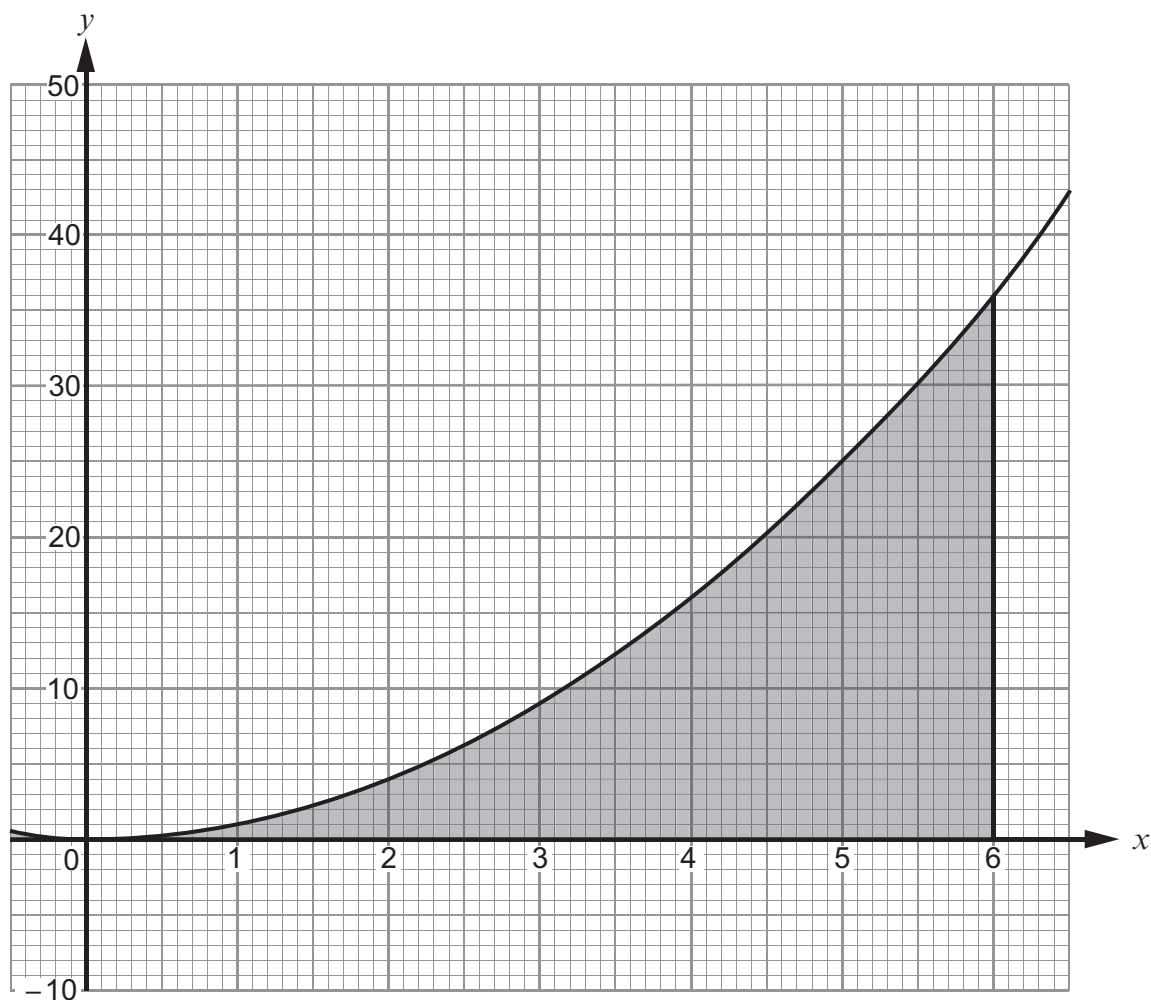
.....

.....

.....



18. The graph of  $y = x^2$  has been drawn below, for values of  $x$  from  $x = 0$  to  $x = 6$ .



Use the trapezium rule, with the ordinates  $x = 0$ ,  $x = 1$ ,  $x = 2$ ,  $x = 3$ ,  $x = 4$ ,  $x = 5$  and  $x = 6$ , to estimate the area of the shaded region shown above. [4]

.....

.....

.....

.....

.....

.....

.....

.....

.....

.....



19. By considering algebraic expressions, show that it will never be possible for the surface area of a sphere of radius  $r$  to be equal to the surface area of a cube with sides of length  $r$ . [2]

.....

.....

.....

.....

.....

.....

.....

**END OF PAPER**



**BLANK PAGE**

**PLEASE DO NOT WRITE  
ON THIS PAGE**





**BLANK PAGE**

**PLEASE DO NOT WRITE  
ON THIS PAGE**

