

Please write clearly in block capitals.

Centre number

--	--	--	--	--

Candidate number

--	--	--	--

Surname

Forename(s)

Candidate signature

I declare this is my own work.

GCSE COMBINED SCIENCE: TRILOGY

F

Foundation Tier
Physics Paper 2F

Time allowed: 1 hour 15 minutes

Materials

For this paper you must have:

- a protractor
- a ruler
- a scientific calculator
- the Physics Equations Sheet (enclosed).

Instructions

- Use black ink or black ball-point pen.
- Pencil should only be used for drawing.
- Fill in the boxes at the top of this page.
- Answer **all** questions in the spaces provided.
- If you need extra space for your answer(s), use the lined pages at the end of this book. Write the question number against your answer(s).
- Do all rough work in this book. Cross through any work you do not want to be marked.
- In all calculations, show clearly how you work out your answer.

Information

- The maximum mark for this paper is 70.
- The marks for questions are shown in brackets.
- You are expected to use a calculator where appropriate.
- You are reminded of the need for good English and clear presentation in your answers.

For Examiner's Use	
Question	Mark
1	
2	
3	
4	
5	
6	
7	
TOTAL	



0 1

There are different types of electromagnetic waves.

0 1 . 1

What do all electromagnetic waves transfer?

[1 mark]

Tick (✓) **one** box.

Charge

Energy

Matter

Sound

0 1 . 2

Complete the sentence.

Choose answers from the box.

[2 marks]

charge

frequency

speed

wavelength

Different types of electromagnetic waves have a different _____

and a different _____.

0 1 . 3

Figure 1 shows the electromagnetic spectrum.

Figure 1

Radio waves	Microwaves	Infrared	A	Ultraviolet	X-rays	B
-------------	------------	----------	---	-------------	--------	---

Give the names of parts **A** and **B** of the electromagnetic spectrum.

[2 marks]

A _____

B _____



0 1 . 4

Different types of electromagnetic waves have different uses.

Draw **one** line from each type of electromagnetic wave to its use.**[3 marks]****Type of electromagnetic
wave****Use**

Microwaves

Electrical heaters

Ultraviolet

Energy efficient lamps

X-rays

Imaging bones

Satellite communications

8

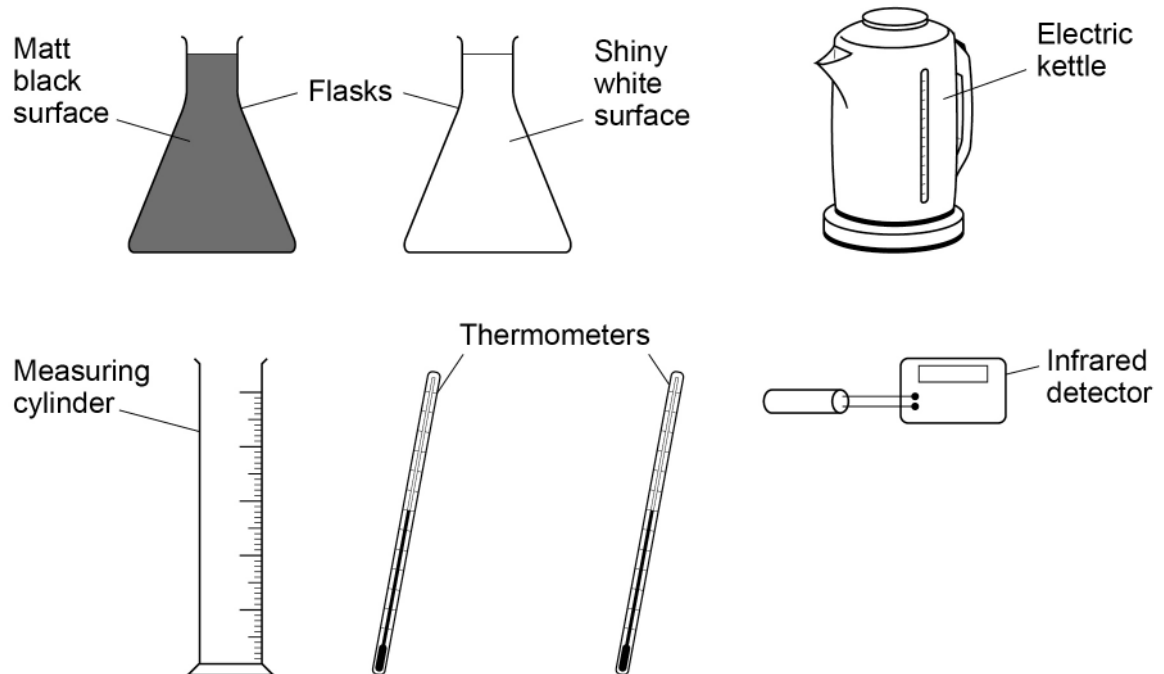
Turn over for the next question**Turn over ►**

0 2

A student investigated how the colour of a surface affects the power of the infrared radiation emitted by the surface.

Figure 2 shows the equipment used.

Figure 2



The infrared detector measures the power of the infrared radiation emitted by the flasks.

0 2 . 1 The student poured hot water into each flask.

What should the student do to reduce the risk of burning herself with the hot water?

[1 mark]

0 2 . 2 Describe how the student should use the equipment in **Figure 2** to compare the power of the infrared radiation emitted by each surface.

[4 marks]

Question 2 continues on the next page

Turn over ▶



A student investigated how the power of the infrared radiation emitted from a flask changed with time.

Table 1 shows the results.

Table 1

Time in seconds	Power in watts
0	8.0
60	7.2
120	6.5
180	5.9
240	5.4
300	5.0
360	4.7
420	4.5

0 2 3 Describe the pattern shown by the data in **Table 1**.

[2 marks]

0 2 4 What is the most likely value for the power of the infrared radiation emitted after 480 seconds?

Use **Table 1**.

[1 mark]

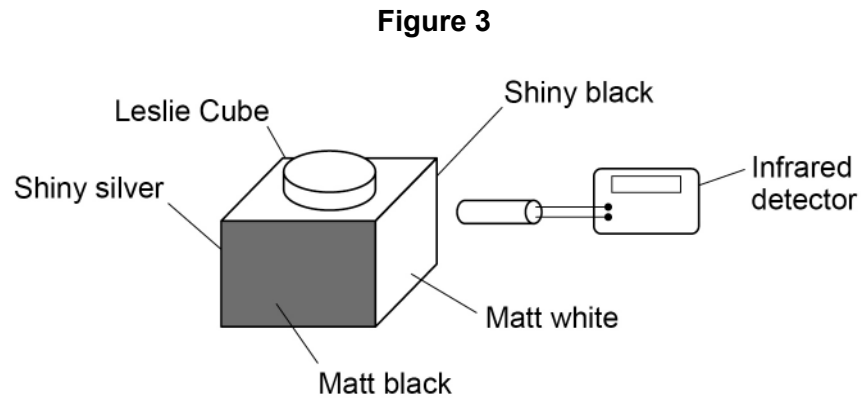
Tick (✓) **one** box.

4.0 W 4.2 W 4.4 W 4.6 W



A Leslie Cube is used to demonstrate that different surfaces emit different amounts of infrared radiation.

Figure 3 shows an infrared detector and a Leslie Cube filled with hot water.



0 2 . 5

Give **one** advantage of using a Leslie Cube rather than the equipment in **Figure 2** on page 4.

[1 mark]

0 2 . 6

The teacher improved the demonstration by using four infrared detectors connected to a data logger and computer. Each detector was pointed at a different surface of the Leslie Cube.

The distance between the surface and the detector was the same in each case.

Give **two** reasons why this improved the demonstration.

[2 marks]

1 _____

2 _____




0 3

Figure 4 shows an apple hanging from a tree.

The **X** marks the centre of mass of the apple.

Figure 4



0 3 . 1

Draw an arrow on **Figure 4** to represent the weight of the apple.

[1 mark]

0 3 . 2

The apple has a mass of 0.150 kg

gravitational field strength = 9.8 N/kg

Calculate the weight of the apple.

Use the equation:

$$\text{weight} = \text{mass} \times \text{gravitational field strength}$$

[2 marks]

Weight = _____ N



0 3 . 3 The apple in **Figure 4** is stationary.

Why is the apple stationary?

[1 mark]

Tick (✓) **one** box.

The resultant force on the apple is downwards.

The resultant force on the apple is upwards.

The resultant force on the apple is zero.

Question 3 continues on the next page

Turn over ►



When the apple is ripe it falls from the tree and accelerates towards the ground.

0 3 . 4 Why does the apple accelerate?

[1 mark]

Tick (✓) **one** box.

The resultant force on the apple is downwards.

The resultant force on the apple is upwards.

The resultant force on the apple is zero.

0 3 . 5 The acceleration of the apple is 9.8 m/s^2

The velocity of the apple changes from 0 to 4.9 m/s

Calculate the time taken for the apple to fall to the ground.

Use the equation:

$$\text{time taken} = \frac{\text{change in velocity}}{\text{acceleration}}$$

[2 marks]

Time taken = _____ s

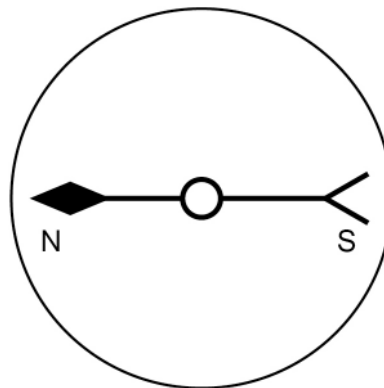
7



0 4

Figure 5 shows a compass.

Figure 5



0 4 . 1

Why does the compass always point in the same direction when it is **not** near a magnet?

[1 mark]

Tick (✓) **one** box.

The compass is not magnetic.

The Earth has a magnetic field.

There is no force acting on the compass.

0 4 . 2

What material could the needle of the compass be made from?

[1 mark]

Tick (✓) **one** box.

Aluminium

Copper

Plastic

Steel

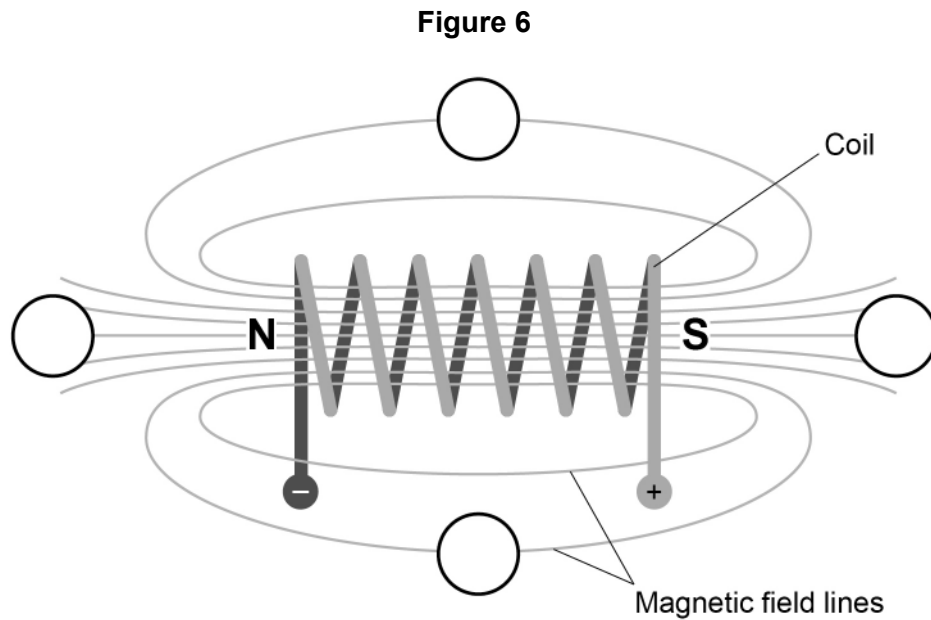
Turn over ►



Figure 6 shows a coil of wire.

There is a current in the coil.

The circles show the position of four compasses.



0 4 . 3

Which statement describes the magnetic field around the coil?

[1 mark]

Tick (✓) **one** box.

The field has the same strength at all points.

The field is stronger further away from the coil.

The field is strongest at the ends of the coil.

0 4 . 4

Draw **one** arrow in **each** circle on **Figure 6** to show the direction of the magnetic field at that point.

[2 marks]



0 4 . 5

Give **two** ways the magnetic field around the coil could be made stronger.**[2 marks]**

1 _____

2 _____

7**Turn over for the next question****Turn over ►**

0 5

The stopping distance of a car is the sum of the thinking distance and the braking distance.

0 5 . 1

Which factors affect the thinking distance?

[2 marks]

Tick (✓) **two** boxes.

Condition of the tyres

Driving on wet roads

Mass of the car

Tiredness of the driver

Using a mobile phone

0 5 . 2

Explain why a person should **not** drink alcohol and then drive.

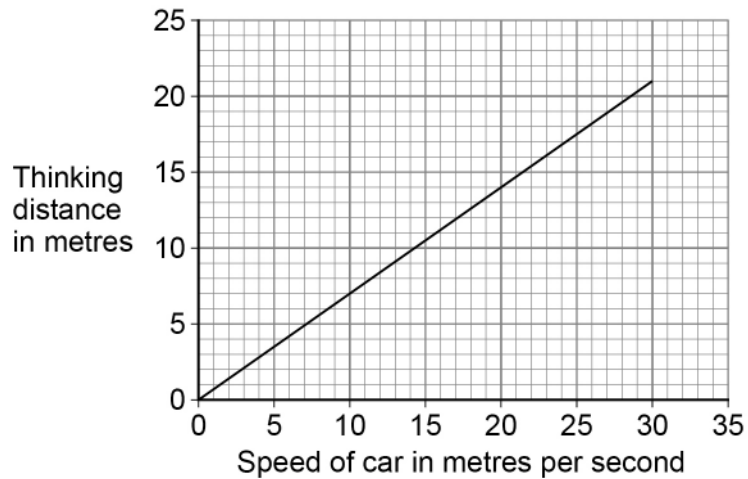
[3 marks]



The Highway Code gives information on how thinking distance depends on the speed of a car.

Figure 7 shows the information as a graph.

Figure 7



0 5 . 3 What is the speed of a car if the thinking distance is 16 m?

[1 mark]

Speed of car = _____ m/s

0 5 . 4 Describe the relationship between speed and thinking distance.

[2 marks]

0 5 . 5 The Highway Code assumes the driver's reaction time is 0.70 seconds.

Draw a line on **Figure 7** to show the relationship for a driver with a reaction time of 1.4 seconds.

[2 marks]

Turn over ►



0	5	.	6
---	---	---	---

A car accelerates at 5.0 m/s^2 over a distance of 45 m

initial velocity of the car = 0 m/s

Calculate the final velocity of the car.

Use the Physics Equations Sheet.

Give your answer to 2 significant figures.

[4 marks]

Final velocity (2 significant figures) = _____ m/s

14



Turn over for the next question

*Do not write
outside the
box*

**DO NOT WRITE ON THIS PAGE
ANSWER IN THE SPACES PROVIDED**

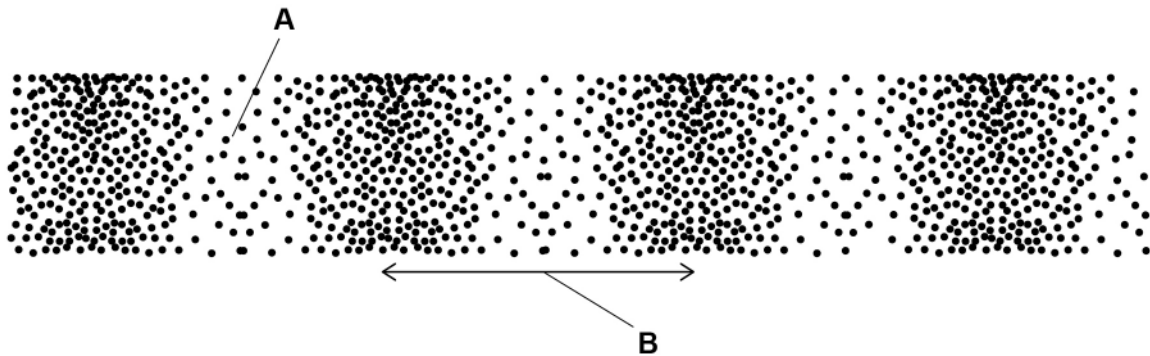
Turn over ►



0 6

Figure 8 shows a longitudinal wave.

Figure 8



0 6

1

What do the labels **A** and **B** on **Figure 8** represent?

Choose answers from the box.

[2 marks]

amplitude

frequency

rarefaction

reflection

wavelength

A _____

B _____



0 6 . 2 The wave shown in **Figure 8** has a frequency of 4.0 kHz

Calculate the period of the wave.

Use the Physics Equations Sheet.

Give the unit.

[4 marks]

Period = _____ Unit _____

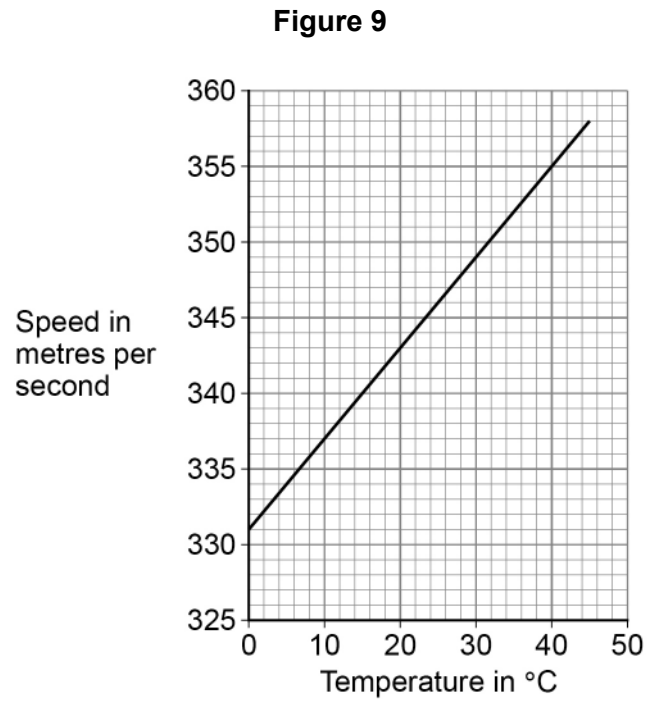
Question 6 continues on the next page

Turn over ►



Sound waves are longitudinal.

Figure 9 shows how the speed of sound varies with the temperature of the air.



Use the Physics Equations Sheet to answer questions **06.3** and **06.4**.

06.3 Write down the equation that links frequency (f), wavelength (λ) and wave speed (v).
[1 mark]

06.4 A sound wave with a frequency of 300 Hz travels through the air.

The air has a temperature of 28.0 °C

Determine the wavelength of the sound wave.

Use **Figure 9**.

[4 marks]

Wavelength = _____ m

11

Turn over for the next question

Turn over ►



0 7

Figure 10 shows competitors in the wheelchair race at the London Marathon.

The distance of the London Marathon is 42 000 m

Figure 10



Use the Physics Equations Sheet to answer questions **07.1** and **07.2**.

07.1 Write down the equation that links distance (s), force (F) and work done (W).

[1 mark]

07.2 During the race competitors work against air resistance.

The work done against air resistance by the winner of the race was 3 360 000 J

Calculate the average air resistance acting on the winner of the race.

[3 marks]

Average air resistance = _____ N

Question 7 continues on the next page

Turn over ►



Use the Physics Equations Sheet to answer questions **07.3** and **07.4**.

0 7 . 3 Which equation links distance travelled, speed and time?

[1 mark]

Tick (✓) **one** box.

distance travelled = speed \times time

time = distance travelled \times speed

speed = distance travelled \times time

0 7 . 4 The distance of the London Marathon is 42 000 m

The winning time for the race was 5600 seconds.

Calculate the average speed of the winner of the race.

[3 marks]

Average speed = _____ m/s



07.5

Explain why the speed of a competitor changes during the race.

[4 marks]

12**END OF QUESTIONS**

There are no questions printed on this page

*Do not write
outside the
box*

**DO NOT WRITE ON THIS PAGE
ANSWER IN THE SPACES PROVIDED**



Question number	<p align="center">Additional page, if required. Write the question numbers in the left-hand margin.</p>
	<p>.....</p> <p>.....</p> <p>.....</p> <p>.....</p> <p>.....</p> <p>.....</p> <p>.....</p> <p>.....</p> <p>.....</p> <p>.....</p> <p>.....</p> <p>.....</p> <p>.....</p> <p>.....</p> <p>.....</p> <p>.....</p> <p>.....</p> <p>.....</p> <p>.....</p> <p>.....</p> <p>.....</p>
	<p>Copyright information</p> <p>For confidentiality purposes, all acknowledgements of third-party copyright material are published in a separate booklet. This booklet is published after each live examination series and is available for free download from www.aqa.org.uk.</p> <p>Permission to reproduce all copyright material has been applied for. In some cases, efforts to contact copyright-holders may have been unsuccessful and AQA will be happy to rectify any omissions of acknowledgements. If you have any queries please contact the Copyright Team.</p> <p>Copyright © 2022 AQA and its licensors. All rights reserved.</p>

